



## NEW AQUAREA RANGE 2019 — 2020 PRICE LIST

THE WORLD OF HEATING AND COOLING  
IS CHANGING WITH PANASONIC



# PANASONIC: ECO & SMART IDEAS FOR A SUSTAINABLE LIFESTYLE



A better life, a better world.  
Panasonic is creating a safe and  
secure society with clean energy.



[www.future-living-berlin.com](http://www.future-living-berlin.com)

**FUTURE LIVING®**  
BERLIN



### Smart City Quarter Berlin

#### A European Lighthouse Project for Smart Home & Connected Life. Future Living® Berlin.

The building project Future Living® Berlin is a future model for interconnected urban district. Seit 2013 GSW Sigmaringen and Unternehmensgruppe Krebs are developing a model for future living – based on their long term expertise in real estate business and in cooperation with leading international technology companies. In spring 2019 first residents will move into the new quarter.

Future Living® Berlin is making use of the increasing possibility to interconnect products and services. Based on this chance smart and intelligent solutions for future living as well for the single apartments as for the quarter are developed. These solutions are enabling residents to use online services in their intelligent housing environment. Based on these opportunities a concept of living for daily routine is developed offering residents comfort, security and time saving.

A special enhancement of Future Living® Berlin is the pre-configuration for different apartments by experts that enable residents to move into a “ready to go” apartment and be directly supported in their daily routines in an intelligent way. By using one central app or native language single apartments can be steered, adopted and individually expanded by future smart products.

Cross-linkage of products and technologies provides all residents with a simple access for an exclusive community care sharing in the residential

quarter which is, of course, based on e-mobility and part of an holistic energy concept containing photo-voltaic systems and battery storage. Cooperating with leading technology companies as project partners a continuous and technological progression is guaranteed in the future. Including residents and learning from their usage data participating partner a ready and enabled to improve the offered solutions pointedly further more.

Beside Future Living® Homes there is Future Living® Dialog offering extensive information and use cases for the general public. The project with it's innovative aims is also representing for sustainability and social solutions. Affordable rental and ancillary rental costs result in apartments available for many target groups.

Future Living® Berlin is aiming for conceptional and architectural answers for some of the big challenges of our society as demographical changes, energy turnaround and changing mobility manners. With it's comprehensive solution approach it is unique in Europe.

**Demographic change, energy revolution and mobility  
change. We offer solutions for the challenges of our time.**



# A DESIRE TO CREATE THINGS OF VALUE



**"Recognising our responsibilities as industrialists, we will devote ourselves to the progress and development of society and the well-being of people through our business activities, thereby enhancing the quality of life throughout the world."**

Panasonic Corporation's Basic Management Objective, formulated in 1929 by the company's founder, Konosuke Matsushita.



## Panasonic: celebrating two major milestones in 2018.



### Panasonic Corporation, 100th anniversary

Look ahead to the "Future," keep taking on challenges. Starting back in 1918, Panasonic has constantly added to its guarantee for innovation, taking tomorrow's technologies and applying them to today's needs.

Always making "people" central to our activities, and thereby focusing on "people's lives," we will continue to provide better living for our customers. This is the unchanging commitment we at Panasonic have had over many years.

Now, we are aiming to expand our contribution to "better living" everywhere. This means that in the variety of spaces where our customers go about their lives, ranging from inside the home, the office, the store, the automobile, and the airplane, as well as in the town, we will provide not only single pieces of hardware, but also total solutions including software and services. We will pursue the concept of "A Better Life, A Better World," meeting the needs of each individual customer.

To that end, we will leverage the strengths that we at Panasonic have long developed in our consumer electronics business, together with the strengths of our business partners who have in-depth expertise in many areas, and we will work to combine these strengths by pursuing "Cross-Value Innovation." In this way, we will create new value. This is the new and challenging task we are now addressing.



**1958**

First room air conditioner launched for domestic installation.

### Panasonic Heating and Cooling, 60th anniversary

Panasonic starts with a desire to create things of value. Sixty years ago, as hard work and dedication results in one innovative product after another, the new company took its first steps towards becoming the electronics giant of today. Heating and Cooling Solutions designed and produced by Panasonic since 1958.



**60<sup>th</sup> Anniversary**

heating & cooling solutions



**1971**

Starts production of absorption chillers.



**1973**

Panasonic launches the first highly efficient air-to-water heat pump in Japan.



**1975**

Panasonic becomes the first Japanese air conditioner manufacturer in Europe.



**1985**

Introduces first GHP (gas heat pump) VRF air conditioner.



**1989**

Introduces world's first simultaneous 3-Pipe heating/cooling VRF System.



**2008**

Etherea new concept: high efficiency and high performances with a great design.



**2010**

New Aquarea. Panasonic introduces Aquarea, an innovative new, low-energy system in Europe.



**2012**

New GHP units. Panasonic's gas-driven VRF Systems are ideal for projects where power restrictions apply.



**2016**

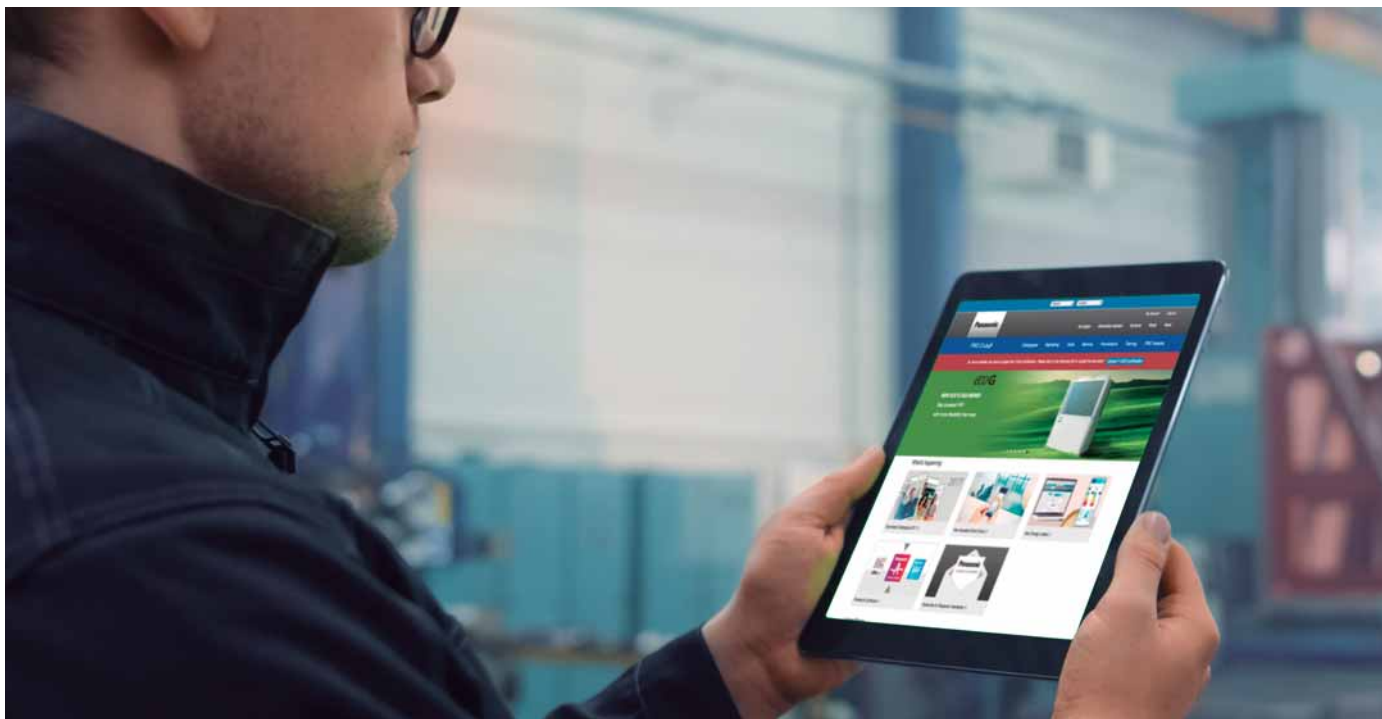
New VRF Systems ECOi EX with extraordinary energy-saving performance.



**Looking ahead**

The first Hybrid System with VRF and GHP in Europe.

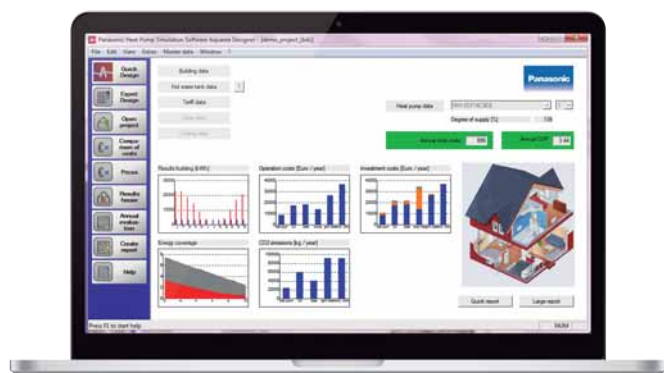
# PRO CLUB. THE PROFESSIONAL WEBSITE OF PANASONIC



Panasonic has an impressive range of support services for designers, specifiers, engineers and distributors working in the heating and cooling markets. Panasonic PRO Club is the online tool which makes your life easier! You just have to register and a lot of functionalities are freely available to you, where ever you are, from your computer or smartphone!

## Aquarea Designer

Panasonic provides bespoke software helping system designers, installers and dealers to very quickly design and size systems, create wiring diagrams and issue bills of quantities at the push of a button.



## Panasonic helps you to calculate the system label

From 26th September 2015, installers can be assured that all products manufactured after this date will be sold with the required ErP labels which will aid installers with their paperwork. While it is the manufacturer's responsibility to issue their products with the required labels, the installers will need to calculate and issue an efficiency label for the entire heating system. Whether installing a new heating system or installing new boilers, controls or renewables into an existing system, it is, and will continue to be, the installer's responsibility to calculate and issue efficiency labels. Calculators which assist installers with this process are available on the Panasonic Heating and Cooling Solutions website.



**PRO Club** 

Download on  
[www.panasonicproclub.com](http://www.panasonicproclub.com) or  
connect simply with your smartphone to  
the PRO Club using this QR





Panasonic, a partner with the knowledge and experience to achieve your objectives and green needs.

### Integrated technology that permits better work, easy installation, high efficiency performance, and energy savings

Our main targets are the distributed services and B2B-integrated solutions.

Panasonic provides a single point of contact for the design and maintenance of your system, making things easy for you.

Given our experience in processes, technologies and complex business models, we can offer you effective solutions that reduce costs, whilst also being efficient, user-friendly, reliable and innovative.

Another advantage we offer to our clients is a support service for systems integration projects, which we provide through our wide range of services and solutions. As a global company, we have at our disposal the financial, logistical and technical resources to develop complex and wide-ranging solutions, both at country and international level by implementing them both on-time and on-budget.



Passive house in Tychowo near Stargard Szczecinski, Poland. **Aquarea**



New Hotel Monument 5\*GL is located in an 1896 palace. Barcelona, Spain. **ECOi and E-Control**



New IKEA "Click and Collect" store in city centre. Birmingham, UK. **ECOi - ECO G**



21 of the 5-6 bedroom luxury homes in Straffan Co.Kildare, Ireland. **Aquarea**



Andalucia Technology Park. Offices of high energetic efficiency. Spain. **ECOi**



The latest glamorous Burger & Lobster restaurant in Bath. UK. **Aquarea**



Madrid's new hotel Only You Atocha. The hotel has 206 rooms distributed over seven floors. **ECO G**



Lo + Fit Galapagar Gym. Madrid, Spain. **VRF, PACi, AHU**



Marina Village Greystones. 205 apartments and 153 houses. Ireland. **Aquarea**



The Hat, a modern hostel in Madrid. Spain. **ECO G**



Zalando's solution for its warehouse office conversion at Grand Canal Quay, Dublin. **ECOi**



Lock Building, offices for media giant Viacom. Camden, London, UK. **ECOi**



AQUAREA

## WELCOME TO AQUAREA AIR TO WATER HEAT PUMP

Aquarea's new Air to Water Heat Pump for residential and commercial applications. Offering capacities from 3kW all the way through to 16kW, the Aquarea Heat Pump Range is the widest on the market, ensuring a system is available, whatever your heating and cooling needs. Suitable for new build and refurbishment projects, the solutions are cost-effective with minimised environmental impact.



## New Aquarea R32.

In the way of offering a more environmentally friendly choice for heating installations, Aquarea is available during 2019 in R32. This pure refrigerant has lower GWP than currently used R410A. Making Aquarea excellent choice for those who really care about the environment. Aquarea J Series, this new generation is newly designed to work with R32.



## New Aquarea J Generation.

This new generation designed for R32 refrigerant include many other improvements. Such as high piping range, chiller function cooling down to 10°C, DHW COP up to 3.30, improved back up heater function for real bivalent function, SG Ready and PV function for cooling, heating curve can be set up down to -20°C, water pump speed can be set up fixed or auto, magnet filter, efficient or comfort mode for DHW, and other fixed or auto improvements to bring more value and makes easier installation.

## Aquarea Smart Cloud for professionals.

Aquarea Smart Cloud will activate remote maintenance service while end user is controlling and activate a remote its heating and DHW remotely. This while the remote maintenance will save time, installation visits by connecting Aquarea to a powerful cloud infrastructure. Remote checker, remote error codes, remote set up functions... all this will be possible by installers with CZ-TAW1 and end user acceptance.



## New advanced cascade control.


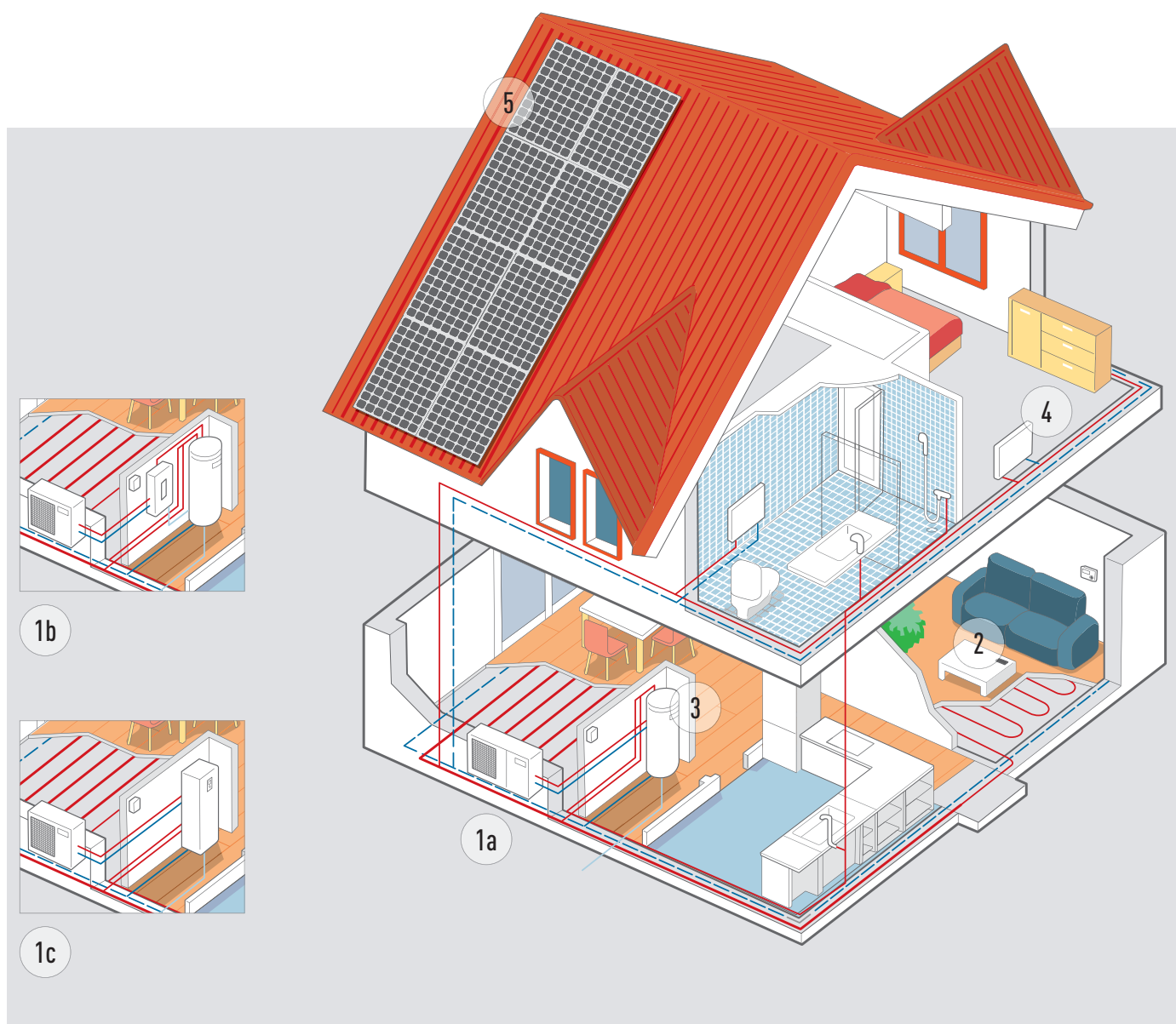
Advanced Cascade Control that manages up to 10 Aquarea Heat Pumps. Up to 3 M-BUS devices connectable for heat or current meter, demand PV functions, control 3 way valves, Modbus IP for BMS communication, DHW logic, easy to set up and control with touch display built in.

## New accessories for Aquarea.


Aquarea Heat Pumps have available a wide list of high valuable accessories. Such as high class tanks, Combo Tanks, Fan Coils, interfaces, and other accessories that will ensure the high performance of the heating solution.




# AQUAREA HEAT PUMP LINE-UP



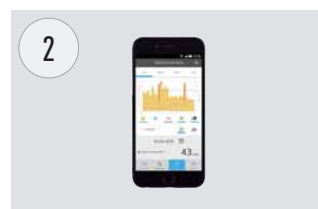
**Mono-bloc system.**



**Bi-bloc system.**




**All in One system.**



**Control through smart phone, tablet or computer (optional).**




**DHW cylinders (optional).**



**High efficient radiators for heating and cooling (optional).**



**New versatile and efficient fan coil (optional).**



**Heat Pump + HIT Photovoltaic solar panel (optional).**



Panasonic Aquarea offers you solutions, helping to make the home more efficient and the installation cheaper and easier.

### Aquarea High Performance. For new installations and low consumption homes.




























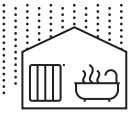







Outstanding efficiency and energy savings with minimised CO<sub>2</sub> emissions and minimum space. Improved performance with COP's up to 5,33.

### Aquarea T-CAP. For extremely low temperatures, refurbishment and innovation.

Ideal to ensure that the heating capacity is maintained even at very low temperatures. This line-up is able to maintain the Heat Pump output capacity until -20°C outdoor temperature without the help of an electrical booster heater.

### Aquarea HT. For a house with old high-temperature radiators.

Ideal for retrofit: green energy source works with existing radiators. Aquarea HT Solution is the most appropriate, provides output water temperatures of 65°C even at outdoor temperatures as low as -15°C.

Aquarea High Performance	Aquarea T-CAP	Aquarea HT
 Mono-bloc  Bi-bloc  All in One	 Mono-bloc  Bi-bloc  All in One	 Mono-bloc  Bi-bloc
  	  	 
Heating - Cooling - DHW	Heating - Cooling - DHW	Heating - DHW
Single Phase from 3 to 16kW	Single Phase from 9 to 12kW Three Phase from 9 to 16kW	Single Phase from 9 to 12kW
Connectable to		
   	   	 
Radiators - Fan Coil - Underfloor heating - DHW	Radiators - Fan Coil - Underfloor heating - DHW	Traditional high-temperature radiators - DHW
Application		
		
Normal installation	For extreme cold ambient	Retrofit for old radiators
Energy efficiency		
 / 	 / 	 / 
Heating 35°C / 55°C	Heating 35°C / 55°C	Heating 35°C / 55°C
Outdoor ambient temperature limit. Operation		
-20°C	-28°C	-20°C
Outdoor ambient temperature limit. Constant capacity (35°C)		
-7°C (not for all units)	-20°C <sup>1)</sup>	-15°C
Supply temperature for heating. Max. / Heat pump only		
75°C <sup>2)</sup> / 55°C <sup>3)</sup> (or 60°C for Aquarea J Generation)	75°C <sup>2)</sup> / 60°C <sup>3)</sup>	75°C <sup>2)</sup> / 65°C
Control and connectivity		
Smart Grid Ready <sup>4)</sup> Wireless LAN Ready	Smart Grid Ready <sup>4)</sup> Wireless LAN Ready	Smart Grid Ready <sup>4)</sup> Wireless LAN Ready
Range		
Bi-bloc from 3 to 16kW Mono-bloc from 5 to 16kW All in One from 3 to 16kW (185L)	Bi-bloc from 9 to 16kW Mono-bloc from 9 to 16kW All in One from 9 to 12kW (185L)	Bi-bloc from 9 to 12kW Mono-bloc from 9 to 12kW

All data in this chart is applicable in most of models in each line up, check product specs to confirm. 1) 9 and 12kW. 2) DHW maximum temperature with heater. 3) In case of outdoor temperature over -10°C. 4) H Generation with CZ-NS4P, F and G Generation with Heat Pump Manager. \* DHW Stand Alone is produced by S.A.T.E.

# AQUAREA SMART AND SERVICE CLOUD

## 1 AQUAREA SMART CLOUD FOR END USERS



### Easy and powerful energy management

The Aquarea Smart Cloud is much more than a simple thermostat for switching a heating device ON or OFF. It is a powerful and intuitive service for remotely controlling the full range of heating and hot water functions, including monitoring energy consumption.

### How does it work?

Connect Aquarea J and H Generation system to the cloud using wireless LAN or a wired LAN Network. User connects to the Cloud portal to remotely operate all unit functions and can also permit partners to access customised functions for remote maintenance and monitoring. See demo: <https://aquarea.aircon.panasonic.eu>

### Requirements

1. Aquarea J and H Generation
2. In-house internet connection with router wireless LAN or wired LAN
3. Get a Panasonic ID in <https://aquarea-smart.panasonic.com/>

### Functions:

- Visualisation and Control
- Scheduling
- Energy Statistics
- Malfunction notification

### Advantages

Energy savings, comfort and control from anywhere. Increase efficiency and resources management, operating costs savings and owner satisfaction. The new Aquarea Smart Cloud services are focused on enabling full remote maintenance of the Aquarea system. This allow maintenance specialists to engage in predictive maintenance and system fine-tuning, as well as fixing malfunctions when they occur.

Aquarea compatibility	J and H Generation
Connection point	CN-CNT Aquarea port
Home router connection	Wireless or Wired LAN
Temperature sensor	Can use remote controller sensor
Tablet or PC browser compatibility*	Yes
Operation from remote — ON/OFF — House Temp setting mode selection — DHW setting — Error codes — Scheduling	Yes
Heating areas	Up to 2 zones
Power consumption estimation — Operation log history	Yes — Yes

\* Check browsers and version compatibility.





The most advanced heating control for today and for the future.  
Aquarea connect to Cloud with CZ-TAW1, opening 2 different platforms.

## 2 AQUAREA SERVICE CLOUD FOR INSTALLERS / MAINTENANCE



### The real remote maintenance made simple

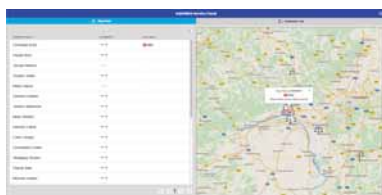
The Aquarea Service Cloud allows to installers to take care remotely of their customers heating systems. Saving time, money and shortening response time increasing customer satisfaction.

### Advanced functions for remote maintenance with professional screens:

- Global view at a glance
- Error log history
- Full unit information
- Statistics always available
- All settings available

#### Home page.

All users connected status at a glance. 2 view options: Map view or list view only.



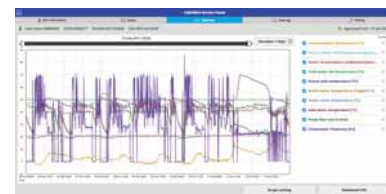
#### Status tag.

Current status of unit with a maximum 28 parameters.



#### Statistics tag.

Customisable statistics of a maximum 73 parameters. Available anytime with the information of last 7 days.



#### Settings tag.

Full settings of system remotely including user and installer settings.



### Activation Aquarea Service Cloud

#### Requirements.

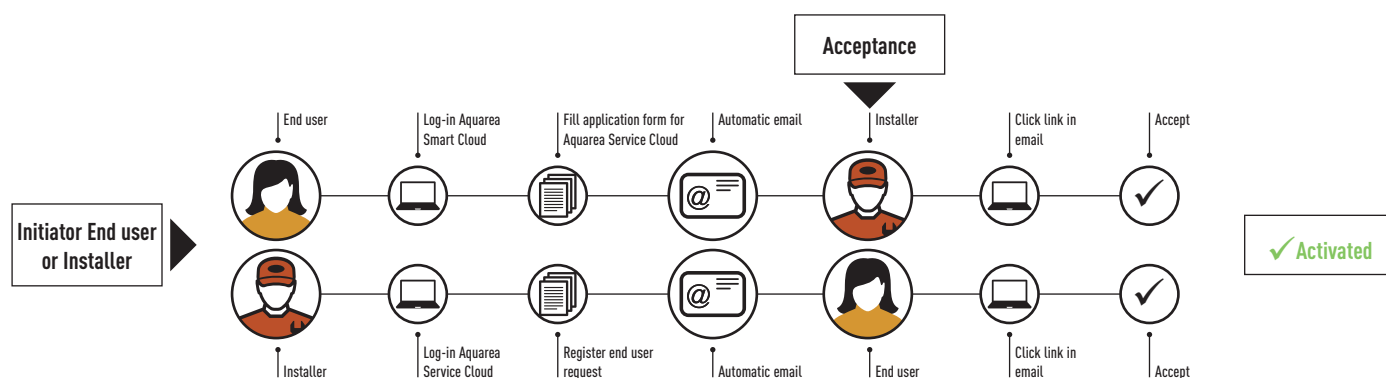
Hardware and connection	End user registration	Installer / maintenance registration
J and H Generation connected to CZ-TAW1	Get Panasonic ID	Get Service ID
In house internet connection with Wireless LAN or Wired LAN	Aquarea Smart Cloud	Aquarea Service Cloud

#### Connecting unit to installer/maintenance.































Process can be initiated either both by end user or by installer. Whenever end user can select/change level of control is giving to installer (4 levels).

Installer registration: <https://aquarea-service.panasonic.com/>

End user registration: <https://aquarea-smart.panasonic.com/>



# AQUAREA HEAT PUMPS LINE-UP

		3kW	5kW	7kW
<b>Aquarea High Performance</b>	<b>All in One</b> 1 Phase			
<b>P. 16, 17, 18</b>	  	WH-ADC0309J3E5UK WH-UD03JE5 WH-ADC0309H3E5UK WH-UD03HE5-1	WH-ADC0309J3E5UK WH-UD05JE5 WH-ADC0309H3E5UK WH-UD05HE5-1	WH-ADC0309J3E5UK WH-UD07JE5 WH-ADC0309H3E5UK WH-UD07HE5-1
<b>P. 20, 21, 22</b>	<b>Bi-bloc</b> 1 Phase			
	  	WH-SDC0305J3E5 WH-UD03JE5 WH-SDC03H3E5-1 WH-UD03HE5-1	WH-SDC0305J3E5 WH-UD05JE5 WH-SDC05H3E5-1 WH-UD05HE5-1	WH-SDC0709J3E5 WH-UD07JE5 WH-SDC07H3E5-1 WH-UD07HE5-1
<b>P. 25</b>	<b>Mono-bloc</b> 1 Phase			
	  		WH-MDC05H3E5	WH-MDC07H3E5
<b>Aquarea T-CAP</b>	<b>All in One</b> 1 Phase			
<b>P. 19</b>	  			
<b>P. 23</b>	<b>Bi-bloc</b> 1 Phase 3 Phase			
	  			
<b>P. 26</b>	<b>Mono-bloc</b> 1 Phase 3 Phase			
	  			
<b>Aquarea HT</b>	<b>Bi-bloc</b> 1 Phase			
<b>P. 24</b>	 			
<b>P. 27</b>	<b>Mono-bloc</b> 1 Phase			
	 			



## 9kW



WH-ADC0309J3E5UK  
WH-UD09JE5  
WH-ADC0309H3E5UK  
WH-UD09HE5-1



WH-SDC0709J3E5  
WH-UD09JE5  
WH-SDC09H3E5-1  
WH-UD09HE5-1



WH-MDC09H3E5



WH-ADC1216H6E5UK  
WH-UX09HE5



WH-SXC09H3E5  
WH-UX09HE5



WH-MXC09H3E5



WH-SHF09F3E5  
WH-UH09FE5



WH-MHF09G3E5

## 12kW



WH-ADC1216H6E5UK  
WH-UD12HE5



WH-SDC12H6E5  
WH-UD12HE5



WH-MDC12H6E5



WH-ADC1216H6E5UK  
WH-UX12HE5



WH-SXC12H6E5  
WH-UX12HE5



WH-MXC12H6E5



WH-SHF12F6E5  
WH-UH12FE5



WH-MHF12G6E5

## 16kW



WH-ADC1216H6E5UK  
WH-UD16HE5



WH-SDC16H6E5  
WH-UD16HE5



WH-MDC16H6E5



WH-SXC16H9E8  
WH-UX16HE8




WH-MXC16H9E8



**GOOD  
DESIGN  
AWARD  
2017**

**NEW  
2019**



**CZ-TAW1**  
Cloud connection. For  
user control and installer  
remote maintenance.

## NEW Aquarea High Performance All in One J Generation Single Phase. Heating and Cooling • R32 Refrigerant

Tentative Data			Single Phase (Power to indoor)			
Kit			KIT-ADC03JE5-UK	KIT-ADC05JE5-UK	KIT-ADC07JE5-UK	KIT-ADC09JE5-UK
Heating capacity / COP [A +7°C, W 35°C]	kW / COP		3.20/5.33	5.00/5.00	7.00/4.76	9.00/4.48
Heating capacity / COP [A +7°C, W 55°C]	kW / COP		3.20/2.81	5.00/2.72	7.00/2.82	8.95/2.78
Heating capacity / COP [A +2°C, W 35°C]	kW / COP		3.20/3.64	4.20/3.18	6.85/3.41	7.00/3.40
Heating capacity / COP [A +2°C, W 55°C]	kW / COP		3.20/2.19	4.10/1.99	6.20/2.21	6.30/2.16
Heating capacity / COP [A -7°C, W 35°C]	kW / COP		3.30/2.80	4.20/2.59	5.60/2.87	6.12/2.78
Heating capacity / COP [A -7°C, W 55°C]	kW / COP		3.20/1.79	3.55/1.71	5.25/1.94	5.90/1.93
Cooling capacity / EER [A 35°C, W 7°C]	kW / EER		3.20/3.52	4.50/3.00	6.70/3.03	7.60/2.90
Cooling capacity / EER [A 35°C, W 18°C]	kW / EER		3.20/4.85	4.80/4.29	6.70/4.72	7.60/4.37
Seasonal energy efficiency - Heating Average Climate [W35°C / W55°C]	ETA %		200/132	200/132	193/130	193/130
	SCOP		5.07/3.47	5.07/3.47	4.90/3.32	4.90/3.32
Energy Class Heating Average Climate [W35°C / W55°C] <sup>1)</sup>	A++ to G		A++/A++	A++/A++	A++/A++	A++/A++
Energy Class Heating Average Climate [W35°C / W55°C] <sup>1)</sup>	A+++ to D		A+++/A++	A+++/A++	A+++/A++	A+++/A++
Seasonal energy efficiency - Heating Warm Climate [W35°C / W55°C]	ETA %		245/155	245/155	227/160	227/160
	SCOP		6.20/4.20	6.20/4.20	5.75/4.07	5.75/4.07
Energy Class Heating Warm Climate [W35°C / W55°C]	A++ to G		A++/A++	A++/A++	A++/A++	A++/A++
Energy Class Heating Warm Climate [W35°C / W55°C]	A+++ to D		A+++/A+++	A+++/A+++	A+++/A+++	A+++/A+++
Seasonal energy efficiency - Heating Cold Climate [W35°C / W55°C]	ETA %		157/99	157/99	164/116	164/116
	SCOP		4.00/2.83	4.00/2.83	4.18/2.98	4.18/2.98
Energy Class Heating Cold Climate [W35°C / W55°C]	A++ to G		A++/A+	A++/A+	A++/A+	A++/A+
Energy Class Heating Cold Climate [W35°C / W55°C]	A+++ to D		A+++/A+	A+++/A+	A+++/A+	A+++/A+
<b>Indoor unit</b>			<b>WH-ADC0309J3E5UK</b>	<b>WH-ADC0309J3E5UK</b>	<b>WH-ADC0309J3E5UK</b>	<b>WH-ADC0309J3E5UK</b>
Sound pressure	Heat / Cool	dB(A)	28/28	28/28	28/28	28/28
Dimension	HxWxD	mm	1800x598x717	1800x598x717	1800x598x717	1800x598x717
Net weight 1 zone / 2 zones		kg	122/130	122/130	122/130	122/130
Water pipe connector		Inch	R 1 1/4	R 1 1/4	R 1 1/4	R 1 1/4
A class pump	Number of speeds		Variable Speed	Variable Speed	Variable Speed	Variable Speed
	Input power [Min/Max]	W	30/120	30/120	30/120	30/120
Heating water flow [ΔT=5 K, 35°C]		L/min	9.20	14.30	20.10	25.80
Capacity of integrated electric heater		kW	3.00	3.00	3.00	3.00
Recommended fuse		A	16/16	16/16	25/16	25/16
Recommended cable size, supply 1 / 2		mm <sup>2</sup>	3x1.5/3x1.5	3x1.5/3x1.5	3x2.5/3x1.5	3x2.5/3x1.5
Water volume		L	185	185	185	185
Maximum water temperature		°C	65	65	65	65
Material inside tank			Stainless steel	Stainless steel	Stainless steel	Stainless steel
Tapping profile according EN16147			L	L	L	L
DHW Tank ERP Average climate efficiency rating <sup>2)</sup>	A to G / A+ to F		A/A+	A/A+	A/A+	A/A+
DHW Tank ERP Warm climate efficiency rating <sup>2)</sup>	A to G / A+ to F		A/A+	A/A+	A/A+	A/A+
DHW Tank ERP Cold climate efficiency rating <sup>2)</sup>	A to G / A+ to F		A/A	A/A	A/A	A/A
DHW Tank ERP Average climate ETA / SCOP	ETA % / SCOP		132/3.30	132/3.30	120/3.00	120/3.00
DHW Tank ERP Warm climate ETA / SCOP	ETA % / SCOP		155/3.88	155/3.88	140/3.50	140/3.50
DHW Tank ERP Cold climate ETA / SCOP	ETA % / SCOP		99/2.48	99/2.48	99/2.47	99/2.47
<b>Outdoor unit</b>			<b>WH-UD03JE5</b>	<b>WH-UD05JE5</b>	<b>WH-UD07JE5</b>	<b>WH-UD09JE5</b>
Sound power part load	Heat	dB	55	55	59	59
Sound power full load	Heat / Cool	dB	60/61	64/64	68/67	69/68
Dimension / Net weight	HxWxD	mm / kg	622x824x298/37	622x824x298/37	795x875x320/61	795x875x320/61
Refrigerant (R32) / CO <sub>2</sub> Eq.		kg / T	0.9/0.608	0.9/0.608	1.27/0.857	1.27/0.857
Pipe diameter	Liquid / Gas	Inch (mm)	1/4 {6.35} / 1/2 {12.70}	1/4 {6.35} / 1/2 {12.70}	1/4 {6.35} / 5/8 {15.88}	1/4 {6.35} / 5/8 {15.88}
Pipe length range / Elevation difference (in/out)		m / m	3 ~ 25/20	3 ~ 25/20	3 ~ 50/30	3 ~ 50/30
Pipe length for additional gas / Additional gas amount		m / g/m	10/20	10/20	10/25	10/25
Operation range	Outdoor ambient	°C	-20 ~ +35	-20 ~ +35	-20 ~ +35	-20 ~ +35
Water outlet	Heat / Cool	°C	20 ~ 60/5 ~ 20	20 ~ 60/5 ~ 20	20 ~ 60/5 ~ 20	20 ~ 60/5 ~ 20
<b>Kit List Price</b>		£	<b>4.541</b>	<b>4.595</b>	<b>4.671</b>	<b>4.882</b>
Indoor unit List Price		£	3.465	3.465	3.465	3.465
Outdoor unit List Price		£	1.076	1.130	1.206	1.417
PAW-G3KIT G3 Compliant Kit List Price		£	105	105	105	105
PAW-ADC-PREKIT-H List Price		£	288	288	288	288

Accessories		List Price £
<b>PAW-ADC-PREKIT-H</b>	Pre installation kit for piping	<b>288</b>
<b>PAW-ADC-CV150</b>	Decorative magnetic side cover	<b>105</b>
<b>CZ-NS4P</b>	Additional functions PCB	<b>126</b>

Accessories		List Price £
<b>CZ-TAW1</b>	Aquarea Smart Cloud for remote control and maintenance through wireless or wired LAN	<b>141</b>
<b>PAW-A2W-RTWIRED</b>	Room thermostat	<b>78</b>

EEER and COP calculation is based in accordance to EN14511. Sound pressure measured at 1m from the outdoor unit and at 1.5m height. Heating sound pressure measured at +7°C (heating water at 55°C). Insulated tested under EN12897.

1) Scale from A++ to G and from A+++ to D from 26th September 2019. 2) Scale from A to G and from A+ to F from 26th September 2019.

This product is designed to comply with the European Water Quality Directive 98/83/EC amended by 2015/1787/EU. The lifespan of the product is not guaranteed in the case of the use of groundwater, such as spring water or well water, the use of tap water when salt or other impurities are contained, nor in areas of acidic water quality. Maintenance and warranty costs related to these cases are the customer's responsibility. \* Available in Spring 2019.




INTERNET CONTROL: Optional. GOOD DESIGN AWARD 2017: Indoor units All in One and Bi-bloc H Generation awarded with the prestigious Good Design Award 2017.





**GOOD  
DESIGN  
AWARD  
2017**



**CZ-TAW1**  
Cloud connection. For  
user control and installer  
remote maintenance.

## Aquaarea High Performance All in One H Generation Single Phase. Heating and Cooling • R410A Refrigerant

		Single Phase			
Kit		KIT-ADC03HE5-UK	KIT-ADC05HE5-UK	KIT-ADC07HE5-UK	KIT-ADC09HE5-UK
Heating capacity / COP (A +7°C, W 35°C)	kW / COP	3.20/5.00	5.00/4.63	7.00/4.46	9.00/4.13
Heating capacity / COP (A +7°C, W 55°C)	kW / COP	3.20/2.67	5.00/2.65	6.80/2.63	8.90/2.41
Heating capacity / COP (A +2°C, W 35°C)	kW / COP	3.20/3.56	4.20/3.11	6.55/3.34	6.70/3.13
Heating capacity / COP (A +2°C, W 55°C)	kW / COP	3.20/2.15	4.10/1.98	6.00/1.99	6.00/1.99
Heating capacity / COP (A -7°C, W 35°C)	kW / COP	3.20/2.69	4.20/2.59	5.15/2.68	5.90/2.52
Heating capacity / COP (A -7°C, W 55°C)	kW / COP	3.20/1.72	3.55/1.71	4.80/1.89	5.80/1.88
Cooling capacity / EER (A 35°C, W 7°C)	kW / EER	3.20/3.08	4.50/2.69	6.00/2.63	7.00/2.43
Cooling capacity / EER (A 35°C, W 18°C)	kW / EER	3.30/3.75	5.00/3.76	6.00/3.57	7.00/3.26
Seasonal energy efficiency - Heating Average Climate (W35°C / W55°C)	ETA %	195/130	195/130	190/130	190/130
	SCOP	4.95/3.33	4.95/3.33	4.83/3.33	4.83/3.33
Energy Class Heating Average Climate (W35°C / W55°C) <sup>1)</sup>	A++ to G	A++/A++	A++/A++	A++/A++	A++/A++
Energy Class Heating Average Climate (W35°C / W55°C) <sup>1)</sup>	A+++ to D	A+++/A++	A+++/A++	A+++/A++	A+++/A++
Seasonal energy efficiency - Heating Warm Climate (W35°C / W55°C)	ETA %	244/163	244/163	225/160	225/160
	SCOP	6.18/4.15	6.18/4.15	5.70/4.08	5.70/4.08
Energy Class Heating Warm Climate (W35°C / W55°C)	A++ to G	A++/A++	A++/A++	A++/A++	A++/A++
Energy Class Heating Warm Climate (W35°C / W55°C)	A+++ to D	A+++/A+++	A+++/A+++	A+++/A+++	A+++/A+++
Seasonal energy efficiency - Heating Cold Climate (W35°C / W55°C)	ETA %	150/103	150/103	160/115	160/115
	SCOP	3.83/2.65	3.83/2.65	4.08/2.95	4.08/2.95
Energy Class Heating Cold Climate (W35°C / W55°C)	A++ to G	A++/A+	A++/A+	A++/A+	A++/A+
Energy Class Heating Cold Climate (W35°C / W55°C)	A+++ to D	A+++/A+	A+++/A+	A+++/A+	A+++/A+
<b>Indoor unit</b>		<b>WH-ADC0309H3E5UK</b>	<b>WH-ADC0309H3E5UK</b>	<b>WH-ADC0309H3E5UK</b>	<b>WH-ADC0309H3E5UK</b>
Sound pressure	Heat / Cool	dB(A)	28/28	28/28	28/28
Dimension / Net weight	HxWxD	mm / kg	1800x598x717/124	1800x598x717/124	1800x598x717/124
Water pipe connector		Inch	R1	R1	R1
A class pump	Number of speeds		Variable Speed	Variable Speed	Variable Speed
	Input power (Min/Max)	W	30/120	30/120	30/120
Heating water flow (ΔT=5 K, 35°C)		L/min	9.2	14.3	20.1
Capacity of integrated electric heater		kW	3	3	3
Recommended fuse		A	15/15	15/15	30/15
Recommended cable size, supply 1 & 2		mm <sup>2</sup>	3x1.5/3x1.5	3x1.5/3x1.5	3x2.5/3x1.5
Water volume		L	185	185	185
Maximum water temperature		°C	65	65	65
Material inside tank			Stainless steel	Stainless steel	Stainless steel
Tapping profile according EN16147		L	L	L	L
DHW Tank ERP Average climate efficiency rating <sup>2)</sup>	A to G / A+ to F	A/A+	A/A+	A/A	A/A
DHW Tank ERP Warm climate efficiency rating <sup>2)</sup>	A to G / A+ to F	A/A+	A/A+	A/A+	A/A+
DHW Tank ERP Cold climate efficiency rating <sup>2)</sup>	A to G / A+ to F	A/A	A/A	A/A	A/A
DHW Tank ERP Average climate ETA / SCOP	ETA % / SCOP	120/3.00	120/3.00	113/2.83	113/2.83
DHW Tank ERP Warm climate ETA / SCOP	ETA % / SCOP	147/3.68	147/3.68	132/3.30	132/3.30
DHW Tank ERP Cold climate ETA / SCOP	ETA % / SCOP	94/2.35	94/2.15	86/2.15	86/1.88
<b>Outdoor unit</b>		<b>WH-UD03HE5-1</b>	<b>WH-UD05HE5-1</b>	<b>WH-UD07HE5-1</b>	<b>WH-UD09HE5-1</b>
Sound power full load	Heat / Cool	dB	64/65	65/66	68/66
Dimension / Net weight	HxWxD	mm / kg	622x824x298/39	622x824x298/39	795x900x320/66
Refrigerant (R410A) / CO <sub>2</sub> Eq.		kg / T	1.20/2.506	1.20/2.506	1.45/3.028
Pipe diameter	Liquid / Gas	Inch (mm)	1/4 (6.35) / 1/2 (12.70)	1/4 (6.35) / 1/2 (12.70)	1/4 (6.35) / 5/8 (15.88)
Pipe length range / Elevation difference (in/out)		m / m	3 ~ 15/5	3 ~ 15/5	3 ~ 40/30
Pipe length for additional gas / Additional gas amount		m / g/m	10/20	10/20	10/30
Operation range	Outdoor ambient	°C	-20 ~ +35	-20 ~ +35	-20 ~ +35
Water outlet	Heat / Cool	°C	20 ~ 55/5 ~ 20	20 ~ 55/5 ~ 20	20 ~ 55/5 ~ 20
3rd Party tested Sound power at Quiet Mode 3 <sup>3)</sup>		dB	52	58	57
<b>Kit List Price</b>		<b>£</b>	<b>4,934</b>	<b>4,988</b>	<b>5,064</b>
Indoor unit List Price		£	3,465	3,465	3,465
Outdoor unit List Price		£	1,076	1,130	1,206
PAW-G3KIT G3 Compliant Kit List Price		£	105	105	105
PAW-ADC-PREKIT-H List Price		£	288	288	288

Accessories		List Price £	Accessories		List Price £
<b>PAW-ADC-PREKIT-H</b>	Pre installation kit for piping	<b>288</b>	<b>CZ-TAW1</b>	Aquaarea Smart Cloud for remote control and maintenance through wireless or wired LAN	<b>141</b>
<b>PAW-ADC-CV150</b>	Decorative magnetic side cover	<b>105</b>	<b>PAW-A2W-RTWIRED</b>	Room thermostat	<b>78</b>
<b>CZ-NS4P</b>	Additional functions PCB	<b>126</b>			

EER and COP calculation is based in accordance to EN14511. Sound pressure measured at 1m from the outdoor unit and at 1.5m height. Heating sound pressure measured at +7°C (heating water at 55°C). Insulated tested under EN12897.

1) Scale from A++ to G and from A+++ to D from 26th September 2019. 2) Scale from A to G and from A+ to F from 26th September 2019. 3) Third party tested sound power at Quiet mode 3 (A +7°C, W 55°C).

This product is designed to comply with the European Water Quality Directive 98/83/EC amended by 2015/1787/EU. The lifespan of the product is not guaranteed in the case of the use of groundwater, such as spring water or well water, the use of tap water when salt or other impurities are contained, nor in areas of acidic water quality. Maintenance and warranty costs related to these cases are the customer's responsibility.

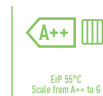


INTERNET CONTROL: Optional. GOOD DESIGN AWARD 2017: Indoor units All in One and Bi-bloc H Generation awarded with the prestigious Good Design Award 2017.

\* MCS APPROVED PRODUCT: Not all products are currently certified. Please visit: <http://www.microgenerationcertification.org/consumers/product-search>.



**GOOD  
DESIGN  
AWARD  
2017**



**CZ-TAW1**  
Cloud connection. For  
user control and installer  
remote maintenance.

## Aquarea High Performance All in One H Generation Single Phase. Heating and Cooling • R410A Refrigerant

Single Phase			
Kit		KIT-ADC12HE5 -UK	KIT-ADC16HE5 -UK
Heating capacity / COP [A +7°C, W 35°C]	kW / COP	12.00/4.74	16.00/4.28
Heating capacity / COP [A +7°C, W 55°C]	kW / COP	12.00/2.88	14.50/2.68
Heating capacity / COP [A +2°C, W 35°C]	kW / COP	11.40/3.44	13.00/3.28
Heating capacity / COP [A +2°C, W 55°C]	kW / COP	9.10/2.20	9.80/2.17
Heating capacity / COP [A -7°C, W 35°C]	kW / COP	10.00/2.73	11.40/2.57
Heating capacity / COP [A -7°C, W 55°C]	kW / COP	8.20/1.92	9.00/1.82
Cooling capacity / EER [A 35°C, W 7°C]	kW / EER	10.00/2.81	12.20/2.56
Cooling capacity / EER [A 35°C, W 18°C]	kW / EER	10.00/4.17	12.20/4.12
Seasonal energy efficiency - Heating Average Climate [W35°C / W55°C]	ETA %	190/134	190/130
	SCOP	4.83/3.43	4.83/3.33
Energy Class Heating Average Climate [W35°C / W55°C] <sup>1)</sup>	A++ to G	A++/A++	A++/A++
Energy Class Heating Average Climate [W35°C / W55°C] <sup>1)</sup>	A+++ to D	A+++/A++	A+++/A++
Seasonal energy efficiency - Heating Warm Climate [W35°C / W55°C]	ETA %	245/159	245/169
	SCOP	6.20/4.05	6.20/4.30
Energy Class Heating Warm Climate [W35°C / W55°C]	A++ to G	A++/A++	A++/A++
Energy Class Heating Warm Climate [W35°C / W55°C]	A+++ to D	A+++/A+++	A+++/A+++
Seasonal energy efficiency - Heating Cold Climate [W35°C / W55°C]	ETA %	168/121	168/121
	SCOP	4.28/3.10	4.28/3.10
Energy Class Heating Cold Climate [W35°C / W55°C]	A++ to G	A++/A+	A++/A+
Energy Class Heating Cold Climate [W35°C / W55°C]	A+++ to D	A+++/A+	A+++/A+
<b>Indoor unit</b>		<b>WH-ADC1216H6E5UK</b>	<b>WH-ADC1216H6E5UK</b>
Sound pressure	Heat / Cool	33/33	33/33
Dimension / Net weight	HxWxD	1800x598x717/124	1800x598x717/124
Water pipe connector		R1	R1
A class pump	Number of speeds	Variable Speed	Variable Speed
	Input power (Min/Max)	W	36/152
Heating water flow [ΔT=5 K, 35°C]		L/min	34.4
Capacity of integrated electric heater		kW	6
Recommended fuse		A	30/30
Recommended cable size, supply 1 & 2		mm²	3x4.0/3x4.0
Water volume		L	185
Maximum water temperature		°C	65
Material inside tank		Stainless steel	Stainless steel
Tapping profile according EN16147		L	L
DHW Tank ERP Average climate efficiency rating <sup>2)</sup>	A to G / A+ to F	A/A	A/A
DHW Tank ERP Warm climate efficiency rating <sup>2)</sup>	A to G / A+ to F	A/A	A/A
DHW Tank ERP Cold climate efficiency rating <sup>2)</sup>	A to G / A+ to F	A/A	B/B
DHW Tank ERP Average climate ETA / SCOP	ETA % / SCOP	95/2.38	91/2.28
DHW Tank ERP Warm climate ETA / SCOP	ETA % / SCOP	110/2.75	107/2.68
DHW Tank ERP Cold climate ETA / SCOP	ETA % / SCOP	75/1.80	72/1.88
<b>Outdoor unit</b>		<b>WH-UD12HE5</b>	<b>WH-UD16HE5</b>
Sound power full load	Heat / Cool	69/68	72/72
Dimension / Net weight	HxWxD	1340x900x320/101	1340x900x320/101
Refrigerant (R410A) / CO <sub>2</sub> Eq.		kg / T	2.55/5.324
Pipe diameter	Liquid / Gas	Inch (mm)	3/8(9.52)/5/8(15.88)
Pipe length range / Elevation difference (in/out)		m / m	3~50/30
Pipe length for additional gas / Additional gas amount		m / g/m	10/50
Operation range	Outdoor ambient	°C	-20 ~ +35
Water outlet	Heat / Cool	°C	20 ~ 55/5 ~ 20
3rd Party tested Sound power at Quiet Mode 3 <sup>3)</sup>		dB	65
<b>Kit List Price</b>	£	<b>6,846</b>	<b>7,236</b>
Indoor unit List Price	£	4,100	4,100
Outdoor unit List Price	£	2,353	2,743
PAW-G3KIT G3 Compliant Kit List Price	£	105	105
PAW-ADC-PREKIT-H List Price	£	288	288

Accessories	List Price £
<b>PAW-ADC-PREKIT-H</b> Pre installation kit for piping	<b>288</b>
<b>PAW-ADC-CV150</b> Decorative magnetic side cover	<b>105</b>
<b>CZ-NS4P</b> Additional functions PCB	<b>126</b>

Accessories	List Price £
<b>CZ-TAW1</b> Aquarea Smart Cloud for remote control and maintenance through wireless or wired LAN	<b>141</b>
<b>PAW-A2W-RTWIRED</b> Room thermostat	<b>78</b>

EER and COP calculation is based in accordance to EN14511. Sound pressure measured at 1m from the outdoor unit and at 1.5m height. Heating sound pressure measured at +7°C (heating water at 55°C). Insulated tested under EN12897.

1) Scale from A++ to G and from A+++ to D from 26th September 2019. 2) Scale from A to G and from A+ to F from 26th September 2019. 3) Third party tested sound power at Quiet mode 3 (A +7°C, W 55°C).

This product is designed to comply with the European Water Quality Directive 98/83/EC amended by 2015/1787/EU. The lifespan of the product is not guaranteed in the case of the use of groundwater, such as spring water or well water, the use of tap water when salt or other impurities are contained, nor in areas of acidic water quality. Maintenance and warranty costs related to these cases are the customer's responsibility.



INTERNET CONTROL: Optional. GOOD DESIGN AWARD 2017: Indoor units All in One and Bi-bloc H Generation awarded with the prestigious Good Design Award 2017.

\* MCS APPROVED PRODUCT: Not all products are currently certified. Please visit: <http://www.microgenerationcertification.org/consumers/product-search>.





**GOOD  
DESIGN  
AWARD  
2017**



**CZ-TAW1**  
Cloud connection. For  
user control and installer  
remote maintenance.

## Aquaarea T-CAP All in One H Generation Single Phase. Heating and Cooling • R410A Refrigerant

### Single Phase

Kit		KIT-AXC09HE5 -UK		KIT-AXC12HE5 -UK	
Heating capacity / COP (A +7°C, W 35°C)	kW / COP	9.00/4.84		12.00/4.74	
Heating capacity / COP (A +7°C, W 55°C)	kW / COP	9.00/2.94		12.00/2.88	
Heating capacity / COP (A +2°C, W 35°C)	kW / COP	9.00/3.59		12.00/3.44	
Heating capacity / COP (A +2°C, W 55°C)	kW / COP	9.00/2.21		12.00/2.19	
Heating capacity / COP (A -7°C, W 35°C)	kW / COP	9.00/2.85		12.00/2.72	
Heating capacity / COP (A -7°C, W 55°C)	kW / COP	9.00/2.02		12.00/1.92	
Cooling capacity / EER (A 35°C, W 7°C)	kW / EER	7.00/3.17		10.00/2.81	
Cooling capacity / EER (A 35°C, W 18°C)	kW / EER	7.00/5.19		10.00/5.13	
Seasonal energy efficiency - Heating Average Climate (W35°C / W55°C)	ETA %	181/130		170/130	
	SCOP	4.60/3.33		4.33/3.33	
Energy Class Heating Average Climate (W35°C / W55°C) <sup>1)</sup>	A++ to G	A++/A++		A++/A++	
Energy Class Heating Average Climate (W35°C / W55°C) <sup>1)</sup>	A+++ to D	A+++/A++		A+++/A++	
Seasonal energy efficiency - Heating Warm Climate (W35°C / W55°C)	ETA %	235/158		231/158	
	SCOP	5.95/4.03		5.85/4.03	
Energy Class Heating Warm Climate (W35°C / W55°C)	A++ to G	A++/A++		A++/A++	
Energy Class Heating Warm Climate (W35°C / W55°C)	A+++ to D	A+++/A+++		A+++/A+++	
Seasonal energy efficiency - Heating Cold Climate (W35°C / W55°C)	ETA %	160/125		160/125	
	SCOP	4.08/3.20		4.08/3.20	
Energy Class Heating Cold Climate (W35°C / W55°C)	A++ to G	A++/A++		A++/A++	
Energy Class Heating Cold Climate (W35°C / W55°C)	A+++ to D	A+++/A++		A+++/A++	
<b>Indoor unit</b>		<b>WH-ADC1216H6E5UK</b>		<b>WH-ADC1216H6E5UK</b>	
Sound pressure	Heat / Cool	dB(A)		33/33	
Dimension / Net weight	HxWxD	mm / kg		1800x598x717/124	
Water pipe connector		Inch		R1	
A class pump	Number of speeds	Variable Speed		Variable Speed	
	Input power (Min/Max)	W		36/152	
Heating water flow (ΔT=5 K, 35°C)		L/min		25.8	
Capacity of integrated electric heater		kW		6	
Recommended fuse		A		30/30	
Recommended cable size, supply 1 & 2		mm <sup>2</sup>		3x4.0/3x4.0	
Water volume		L		185	
Maximum water temperature		°C		65	
Material inside tank		Stainless steel		Stainless steel	
Tapping profile according EN16147		L		L	
DHW Tank ERP Average climate efficiency rating <sup>2)</sup>	A to G / A+ to F	A/A		A/A	
DHW Tank ERP Warm climate efficiency rating <sup>2)</sup>	A to G / A+ to F	A/A		A/A	
DHW Tank ERP Cold climate efficiency rating <sup>2)</sup>	A to G / A+ to F	A/A		A/A	
DHW Tank ERP Average climate ETA / SCOP	ETA % / SCOP	95/2.38		95/2.38	
DHW Tank ERP Warm climate ETA / SCOP	ETA % / SCOP	110/2.75		110/2.75	
DHW Tank ERP Cold climate ETA / SCOP	ETA % / SCOP	75/1.88		75/1.88	
<b>Outdoor unit</b>		<b>WH-UX09HE5</b>		<b>WH-UX12HE5</b>	
Sound power full load	Heat / Cool	dB		68/67	
Dimension / Net weight	HxWxD	mm / kg		1340x900x320/101	
Refrigerant (R410A) / CO <sub>2</sub> Eq.		kg / T		2.85/5.951	
Pipe diameter	Liquid / Gas	Inch (mm)		3/8(9.52)/5/8(15.88)	
Pipe length range / Elevation difference (in/out)		m / m		3~30/20	
Pipe length for additional gas / Additional gas amount		m / g/m		10/50	
Operation range	Outdoor ambient	°C		-28~+35	
Water outlet	Heat / Cool	°C		20~60/5~20	
3rd Party tested Sound power at Quiet Mode 3 <sup>3)</sup>		dB		62	
<b>Kit List Price</b>		<b>£</b>		<b>£</b>	
Indoor unit List Price		£		£	
Outdoor unit List Price		£		£	
PAW-G3KIT G3 Compliant Kit List Price		£		£	
PAW-ADC-PREKIT-H List Price		£		£	

Accessories		List Price £	Accessories		List Price £
<b>PAW-ADC-PREKIT-H</b>	Pre installation kit for piping	288	<b>CZ-TAW1</b>	Aquaarea Smart Cloud for remote control and maintenance through wireless or wired LAN	141
<b>PAW-ADC-CV150</b>	Decorative magnetic side cover	105	<b>PAW-A2W-RTWIRED</b>	Room thermostat	78
<b>CZ-NS4P</b>	Additional functions PCB	126			

EER and COP calculation is based in accordance to EN14511. Sound pressure measured at 1m from the outdoor unit and at 1.5m height. Heating sound pressure measured at +7°C (heating water at 55°C). Insulated tested under EN12897.

1) Scale from A++ to G and from A+++ to D from 26th September 2019. 2) Scale from A to G and from A+ to F from 26th September 2019. 3) Third party tested sound power at Quiet mode 3 (A +7°C, W 55°C).

This product is designed to comply with the European Water Quality Directive 98/83/EC amended by 2015/1787/EU. The lifespan of the product is not guaranteed in the case of the use of groundwater, such as spring water or well water, the use of tap water when salt or other impurities are contained, nor in areas of acidic water quality. Maintenance and warranty costs related to these cases are the customer's responsibility.



INTERNET CONTROL: Optional. GOOD DESIGN AWARD 2017: Indoor units All in One and Bi-bloc H Generation awarded with the prestigious Good Design Award 2017.

\* MCS APPROVED PRODUCT: Not all products are currently certified. Please visit: <http://www.microgenerationcertification.org/consumers/product-search>.



GOOD  
DESIGN  
AWARD  
2017

NEW  
2019



**CZ-TAW1**  
Cloud connection. For  
user control and installer  
remote maintenance.

## NEW Aquarea High Performance Bi-bloc J Generation Single Phase. Heating and Cooling - SDC • R32 Refrigerant

			Single Phase			
Kit			KIT-WC03J3E5	KIT-WC05J3E5	KIT-WC07J3E5	KIT-WC09J3E5
Heating capacity / COP [A +7°C, W 35°C]	kW / COP		3.20 / —	5.00 / —	7.00 / —	9.00 / —
Heating capacity / COP [A +7°C, W 55°C]	kW / COP		— / —	— / —	— / —	— / —
Heating capacity / COP [A +2°C, W 35°C]	kW / COP		— / —	— / —	— / —	— / —
Heating capacity / COP [A +2°C, W 55°C]	kW / COP		— / —	— / —	— / —	— / —
Heating capacity / COP [A -7°C, W 35°C]	kW / COP		— / —	— / —	— / —	— / —
Heating capacity / COP [A -7°C, W 55°C]	kW / COP		— / —	— / —	— / —	— / —
Cooling capacity / EER [A 35°C, W 7°C]	kW / EER		— / —	— / —	— / —	— / —
Cooling capacity / EER [A 35°C, W 18°C]	kW / EER		— / —	— / —	— / —	— / —
Seasonal energy efficiency - Heating Average Climate [W35°C / W55°C]	ETA %		— / —	— / —	— / —	— / —
	SCOP		— / —	— / —	— / —	— / —
Energy Class Heating Average Climate [W35°C / W55°C] <sup>1)</sup>	A++ to G		— / —	— / —	— / —	— / —
Energy Class Heating Average Climate [W35°C / W55°C] <sup>1)</sup>	A+++ to D		— / —	— / —	— / —	— / —
Seasonal energy efficiency - Heating Warm Climate [W35°C / W55°C]	ETA %		— / —	— / —	— / —	— / —
	SCOP		— / —	— / —	— / —	— / —
Energy Class Heating Warm Climate [W35°C / W55°C]	A++ to G		— / —	— / —	— / —	— / —
Energy Class Heating Warm Climate [W35°C / W55°C]	A+++ to D		— / —	— / —	— / —	— / —
Seasonal energy efficiency - Heating Cold Climate [W35°C / W55°C]	ETA %		— / —	— / —	— / —	— / —
	SCOP		— / —	— / —	— / —	— / —
Energy Class Heating Cold Climate [W35°C / W55°C]	A++ to G		— / —	— / —	— / —	— / —
Energy Class Heating Cold Climate [W35°C / W55°C]	A+++ to D		— / —	— / —	— / —	— / —
<b>Indoor unit</b>			<b>WH-SDC0305J3E5</b>	<b>WH-SDC0305J3E5</b>	<b>WH-SDC0709J3E5</b>	<b>WH-SDC0709J3E5</b>
Sound pressure	Heat / Cool	dB(A)	— / —	— / —	— / —	— / —
Dimension	H x W x D	mm	892 x 500 x 340	892 x 500 x 340	892 x 500 x 340	892 x 500 x 340
Net weight		kg	—	—	—	—
Water pipe connector		Inch	—	—	—	—
A class pump	Number of speeds		—	—	—	—
	Input power (Min/Max)	W	— / —	— / —	— / —	— / —
Heating water flow (ΔT=5 K, 35°C)		L/min	—	—	—	—
Capacity of integrated electric heater		kW	—	—	—	—
Recommended fuse		A	— / —	— / —	— / —	— / —
Recommended cable size, supply 1 / 2		mm <sup>2</sup>	— / —	— / —	— / —	— / —
<b>Outdoor unit</b>			<b>WH-UD03JE5</b>	<b>WH-UD05JE5</b>	<b>WH-UD07JE5</b>	<b>WH-UD09JE5</b>
Sound power at Quiet Mode 3 [A +7°C, W 55°C]		dB	55	55	—	—
Sound power full load	Heat / Cool	dB	60 / 61	64 / 64	68 / 67	69 / 68
Dimension	H x W x D	mm	622 x 824 x 298	622 x 824 x 298	795 x 875 x 320	795 x 875 x 320
Net weight		kg	37	37	61	61
Refrigerant (R32) / CO <sub>2</sub> Eq.		kg / T	0.9 / 0.608	0.9 / 0.608	1.27 / 0.857	1.27 / 0.857
Pipe diameter	Liquid / Gas	Inch (mm)	1/4 {6.35} / 1/2 {12.70}	1/4 {6.35} / 1/2 {12.70}	1/4 {6.35} / 5/8 {15.88}	1/4 {6.35} / 5/8 {15.88}
Pipe length range		m	3 ~ 25	3 ~ 25	3 ~ 50	3 ~ 50
Elevation difference (in/out)		m	20	20	30	30
Pipe length for additional gas		m	10	10	10	10
Additional gas amount		g/m	20	20	25	25
Operation range	Outdoor ambient	°C	-20 ~ +35	-20 ~ +35	-20 ~ +35	-20 ~ +35
Water outlet	Heat / Cool	°C	25 ~ 60 / 5 ~ 20	25 ~ 60 / 5 ~ 20	25 ~ 60 / 5 ~ 20	25 ~ 60 / 5 ~ 20
<b>Kit List Price</b>			<b>£ 2.472</b>	<b>£ 2.526</b>	<b>£ 2.724</b>	<b>£ 2.935</b>
Indoor unit List Price			£ 1.396	£ 1.396	£ 1.518	£ 1.518
Outdoor unit List Price			£ 1.076	£ 1.130	£ 1.206	£ 1.417

Accessories		List Price £
<b>PAW-TD20C1E5-UK + PAW-G3KIT</b>	Tank 200L - Stainless steel, with G3 Kit (must be ordered separately) and Tank Sensor	<b>798 + 105</b>
<b>PAW-TD30C1E5-UK + PAW-G3KIT</b>	Tank 300L - Stainless steel, with G3 Kit (must be ordered separately) and Tank Sensor	<b>1,029 + 105</b>
<b>PAW-3WYVLV-SI</b>	External 3 way valve	<b>131</b>
<b>CZ-NV1</b>	3 way valve Kit for inside of hydrokit	<b>220</b>

Accessories		List Price £
<b>CZ-NS4P</b>	Additional functions PCB	<b>126</b>
<b>PAW-BTANK50L-1</b>	Buffer tank 50L	<b>183</b>
<b>CZ-TAW1</b>	Aquarea Smart Cloud for remote control and maintenance through wireless or wired LAN	<b>141</b>
<b>PAW-A2W-RTWIRED</b>	Room thermostat	<b>78</b>

EER and COP calculation is based in accordance to EN14511. Sound pressure measured at 1m from the outdoor unit and at 1.5m height.

<sup>1)</sup> Scale from A++ to G and from A+++ to D from 26th September 2019.

\* Available in Autumn 2019.



INTERNET CONTROL: Optional. GOOD DESIGN AWARD 2017: Indoor units All in One and Bi-bloc H Generation awarded with the prestigious Good Design Award 2017.



**GOOD  
DESIGN  
AWARD  
2017**



**CZ-TAW1**  
Cloud connection. For  
user control and installer  
remote maintenance.

## Aquaarea High Performance Bi-bloc H Generation Single Phase. Heating and Cooling - SDC • R410A Refrigerant

			Single Phase			
Kit			KIT-WC03H3E5	KIT-WC05H3E5	KIT-WC07H3E5	KIT-WC09H3E5
Heating capacity / COP (A +7°C, W 35°C)	kW / COP		3.20/5.00	5.00/4.63	7.00/4.46	9.00/4.13
Heating capacity / COP (A +7°C, W 55°C)	kW / COP		3.20/2.67	5.00/2.65	6.80/2.63	8.90/2.41
Heating capacity / COP (A +2°C, W 35°C)	kW / COP		3.20/3.56	4.20/3.11	6.55/3.34	6.70/3.13
Heating capacity / COP (A +2°C, W 55°C)	kW / COP		3.20/2.15	4.10/1.98	6.00/1.99	6.00/1.99
Heating capacity / COP (A -7°C, W 35°C)	kW / COP		3.20/2.69	4.20/2.59	5.15/2.68	5.90/2.52
Heating capacity / COP (A -7°C, W 55°C)	kW / COP		3.20/1.72	3.55/1.71	4.80/1.89	5.80/1.88
Cooling capacity / EER (A 35°C, W 7°C)	kW / EER		3.20/3.08	4.50/2.69	6.00/2.63	7.00/2.43
Cooling capacity / EER (A 35°C, W 18°C)	kW / EER		3.30/3.75	5.00/3.76	6.00/3.57	7.00/3.26
Seasonal energy efficiency - Heating Average Climate (W35°C / W55°C)	ETA %		195/130	195/130	190/130	190/130
	SCOP		4.95/3.33	4.95/3.33	4.83/3.33	4.83/3.33
Energy Class Heating Average Climate (W35°C / W55°C) <sup>1)</sup>	A++ to G		A++/A++	A++/A++	A++/A++	A++/A++
Energy Class Heating Average Climate (W35°C / W55°C) <sup>1)</sup>	A+++ to D		A+++/A+++	A+++/A+++	A+++/A+++	A+++/A+++
Seasonal energy efficiency - Heating Warm Climate (W35°C / W55°C)	ETA %		244/163	244/163	225/160	225/160
	SCOP		6.18/4.15	6.18/4.15	5.70/4.08	5.70/4.08
Energy Class Heating Warm Climate (W35°C / W55°C)	A++ to G		A++/A++	A++/A++	A++/A++	A++/A++
Energy Class Heating Warm Climate (W35°C / W55°C)	A+++ to D		A+++/A+++	A+++/A+++	A+++/A+++	A+++/A+++
Seasonal energy efficiency - Heating Cold Climate (W35°C / W55°C)	ETA %		150/103	150/103	160/115	160/115
	SCOP		3.83/2.65	3.83/2.65	4.08/2.95	4.08/2.95
Energy Class Heating Cold Climate (W35°C / W55°C)	A++ to G		A++/A+	A++/A+	A++/A+	A++/A+
Energy Class Heating Cold Climate (W35°C / W55°C)	A+++ to D		A+++/A+	A+++/A+	A+++/A+	A+++/A+
<b>Indoor unit</b>			<b>WH-SDC03H3E5-1</b>	<b>WH-SDC05H3E5-1</b>	<b>WH-SDC07H3E5-1</b>	<b>WH-SDC09H3E5-1</b>
Sound pressure	Heat / Cool	dB(A)	28/28	28/28	30/30	30/30
Dimension	HxWxD	mm	892x500x340	892x500x340	892x500x340	892x500x340
Net weight		kg	44	44	44	44
Water pipe connector		Inch	R1	R1	R1	R1
A class pump	Number of speeds		Variable Speed	Variable Speed	Variable Speed	Variable Speed
	Input power (Min/Max)	W	30/100	33/106	34/114	40/120
Heating water flow (ΔT=5 K, 35°C)		L/min	9.2	14.3	20.1	25.8
Capacity of integrated electric heater		kW	3	3	3	3
Recommended fuse		A	15/30	15/30	15/30	15/30
Recommended cable size, supply 1 / 2		mm	3x1.5/3x1.5	3x1.5/3x1.5	3x1.5/3x1.5	3x1.5/3x1.5
<b>Outdoor unit</b>			<b>WH-UD03HE5-1</b>	<b>WH-UD05HE5-1</b>	<b>WH-UD07HE5-1</b>	<b>WH-UD09HE5-1</b>
Sound power full load	Heat / Cool	dB	64/65	65/66	68/66	69/68
Dimension	HxWxD	mm	622x824x298	622x824x298	795x900x320	795x900x320
Net weight		kg	39	39	66	66
Refrigerant (R410A) / CO <sub>2</sub> Eq.		kg / T	1.20/2.506	1.20/2.506	1.45/3.028	1.45/3.028
Pipe diameter	Liquid / Gas	Inch (mm)	1/4 (6.35) / 1/2 (12.70)	1/4 (6.35) / 1/2 (12.70)	1/4 (6.35) / 5/8 (15.88)	1/4 (6.35) / 5/8 (15.88)
Pipe length range		m	3~15	3~15	3~40	3~40
Elevation difference (in/out)		m	5	5	30	30
Pipe length for additional gas		m	10	10	10	10
Additional gas amount		g/m	20	20	30	30
Operation range	Outdoor ambient	°C	-20 ~ +35	-20 ~ +35	-20 ~ +35	-20 ~ +35
Water outlet	Heat / Cool	°C	20 ~ 55/5 ~ 20	20 ~ 55/5 ~ 20	20 ~ 55/5 ~ 20	20 ~ 55/5 ~ 20
3rd Party tested Sound power at Quiet Mode 3 <sup>2)</sup>			52	58	57	59
<b>Kit List Price</b>			<b>£ 2,472</b>	<b>£ 2,592</b>	<b>£ 2,724</b>	<b>£ 3,068</b>
Indoor unit List Price			£ 1,396	£ 1,462	£ 1,518	£ 1,651
Outdoor unit List Price			£ 1,076	£ 1,130	£ 1,206	£ 1,417

Accessories		List Price £
<b>PAW-TD20C1E5-UK + PAW-G3KIT</b>	Tank 200L - Stainless steel, with G3 Kit (must be ordered separately) and Tank Sensor	<b>798 + 105</b>
<b>PAW-TD30C1E5-UK + PAW-G3KIT</b>	Tank 300L - Stainless steel, with G3 Kit (must be ordered separately) and Tank Sensor	<b>1,029 + 105</b>
<b>PAW-3WYVLV-SI</b>	External 3 way valve	<b>131</b>
<b>CZ-NV1</b>	3 way valve Kit for inside of hydrokit	<b>220</b>

Accessories		List Price £
<b>CZ-NS4P</b>	Additional functions PCB	<b>126</b>
<b>PAW-BTANK50L-1</b>	Buffer tank 50L	<b>183</b>
<b>CZ-TAW1</b>	Aquaarea Smart Cloud for remote control and maintenance through wireless or wired LAN	<b>141</b>
<b>PAW-A2W-RTWIRED</b>	Room thermostat	<b>78</b>

EER and COP calculation is based in accordance to EN14511. Sound pressure measured at 1m from the outdoor unit and at 1.5m height. Heating sound pressure measured at +7°C (heating water at 55°C).

1) Scale from A++ to G and from A+++ to D from 26th September 2019. 2) Third party tested sound power at Quiet mode 3 (A +7°C, W 55°C).



INTERNET CONTROL: Optional. GOOD DESIGN AWARD 2017: Indoor units All in One and Bi-bloc H Generation awarded with the prestigious Good Design Award 2017.

\* MCS APPROVED PRODUCT: Not all products are currently certified. Please visit: <http://www.microgenerationcertification.org/consumers/product-search>.





**GOOD  
DESIGN  
AWARD  
2017**



**CZ-TAW1**  
Cloud connection. For  
user control and installer  
remote maintenance.

## Aquarea High Performance Bi-bloc H Generation Single Phase. Heating and Cooling - SDC • R410A Refrigerant

Single Phase			
Kit		KIT-WC12H6E5	KIT-WC16H6E5
Heating capacity / COP [A +7°C, W 35°C]	kW / COP	12.00 / 4.74	16.00 / 4.28
Heating capacity / COP [A +7°C, W 55°C]	kW / COP	12.00 / 2.88	14.50 / 2.68
Heating capacity / COP [A +2°C, W 35°C]	kW / COP	11.40 / 3.44	13.00 / 3.28
Heating capacity / COP [A +2°C, W 55°C]	kW / COP	9.10 / 2.20	9.80 / 2.17
Heating capacity / COP [A -7°C, W 35°C]	kW / COP	10.00 / 2.73	11.40 / 2.57
Heating capacity / COP [A -7°C, W 55°C]	kW / COP	8.20 / 1.92	9.00 / 1.82
Cooling capacity / EER [A 35°C, W 7°C]	kW / EER	10.00 / 2.81	12.20 / 2.56
Cooling capacity / EER [A 35°C, W 18°C]	kW / EER	10.00 / 4.17	12.20 / 4.12
Seasonal energy efficiency - Heating Average Climate [W35°C / W55°C]	ETA %	190 / 134	190 / 130
	SCOP	4.83 / 3.43	4.83 / 3.33
Energy Class Heating Average Climate [W35°C / W55°C] <sup>1)</sup>	A++ to G	A++ / A++	A++ / A++
Energy Class Heating Average Climate [W35°C / W55°C] <sup>1)</sup>	A+++ to D	A+++ / A+++	A+++ / A+++
Seasonal energy efficiency - Heating Warm Climate [W35°C / W55°C]	ETA %	245 / 159	245 / 169
	SCOP	6.20 / 4.05	6.20 / 4.3
Energy Class Heating Warm Climate [W35°C / W55°C]	A++ to G	A++ / A++	A++ / A++
Energy Class Heating Warm Climate [W35°C / W55°C]	A+++ to D	A+++ / A+++	A+++ / A+++
Seasonal energy efficiency - Heating Cold Climate [W35°C / W55°C]	ETA %	168 / 121	168 / 121
	SCOP	4.28 / 3.10	4.28 / 3.10
Energy Class Heating Cold Climate [W35°C / W55°C]	A++ to G	A++ / A+	A++ / A+
Energy Class Heating Cold Climate [W35°C / W55°C]	A+++ to D	A+++ / A+	A+++ / A+
Indoor unit		WH-SDC12H6E5	WH-SDC16H6E5
Sound pressure	Heat / Cool	33/33	33/33
Dimension	H x W x D	892 x 500 x 340	892 x 500 x 340
Net weight		44	45
Water pipe connector		R1	R1
A class pump	Number of speeds	Variable Speed	Variable Speed
	Input power (Min/Max)	W	30/105
Heating water flow (ΔT=5 K, 35°C)		L/min	45.9
Capacity of integrated electric heater		kW	6
Recommended fuse		A	30/30
Recommended cable size, supply 1 / 2		mm	3 x 4.0 or 6.0 / 3 x 4.0
Outdoor unit		WH-UD12HE5	WH-UD16HE5
Sound power full load	Heat / Cool	69/68	72/72
Dimension	H x W x D	1340 x 900 x 320	1340 x 900 x 320
Net weight		101	101
Refrigerant [R410A] / CO <sub>2</sub> Eq.		kg / T	2.55 / 5.324
Pipe diameter	Liquid / Gas	Inch (mm)	3/8 (9.52) / 5/8 (15.88)
Pipe length range		m	3 ~ 50
Elevation difference (in/out)		m	30
Pipe length for additional gas		m	10
Additional gas amount		g/m	50
Operation range	Outdoor ambient	°C	-20 ~ +35
Water outlet	Heat / Cool	°C	20 ~ 55 / 5 ~ 20
3rd Party tested Sound power at Quiet Mode 3 <sup>2)</sup>		dB	65
<b>Kit List Price</b>	<b>£</b>	<b>4,387</b>	<b>5,203</b>
Indoor unit List Price	£	2,034	2,460
Outdoor unit List Price	£	2,353	2,743

Accessories	List Price £
<b>PAW-TD20C1E5-UK + PAW-G3KIT</b>	<b>798 + 105</b>
<b>PAW-TD30C1E5-UK + PAW-G3KIT</b>	<b>1,029 + 105</b>
<b>PAW-3WYVLV-SI</b>	<b>131</b>
<b>CZ-NV1</b>	<b>220</b>

Accessories	List Price £
<b>CZ-NS4P</b>	<b>126</b>
<b>PAW-BTANK50L-1</b>	<b>183</b>
<b>CZ-TAW1</b>	<b>141</b>
<b>PAW-A2W-RTWIRED</b>	<b>78</b>

EER and COP calculation is based in accordance to EN14511. Sound pressure measured at 1m from the outdoor unit and at 1.5m height. Heating sound pressure measured at +7°C (heating water at 55°C).

1) Scale from A++ to G and from A+++ to D from 26th September 2019. 2) Third party tested sound power at Quiet mode 3 (A +7°C, W 55°C).



INTERNET CONTROL: Optional. GOOD DESIGN AWARD 2017: Indoor units All in One and Bi-bloc H Generation awarded with the prestigious Good Design Award 2017.

\* MCS APPROVED PRODUCT: Not all products are currently certified. Please visit: <http://www.microgenerationcertification.org/consumers/product-search>.



**CZ-TAW1**  
Cloud connection. For user control and installer remote maintenance.

## Aquaarea T-CAP Bi-bloc H Generation Single Phase / Three Phase. Heating and Cooling - SXC • R410A Refrigerant

			Single Phase		Three Phase
Kit			KIT-WXC09H3E5	KIT-WXC12H6E5	KIT-WXC16H9E8
Heating capacity / COP (A +7°C, W 35°C)	kW / COP		9.00 / 4.84	12.00 / 4.74	16.00 / 4.28
Heating capacity / COP (A +7°C, W 55°C)	kW / COP		9.00 / 2.94	12.00 / 2.88	16.00 / 2.71
Heating capacity / COP (A +2°C, W 35°C)	kW / COP		9.00 / 3.59	12.00 / 3.44	16.00 / 3.10
Heating capacity / COP (A +2°C, W 55°C)	kW / COP		9.00 / 2.21	12.00 / 2.19	16.00 / 2.13
Heating capacity / COP (A -7°C, W 35°C)	kW / COP		9.00 / 2.85	12.00 / 2.72	16.00 / 2.49
Heating capacity / COP (A -7°C, W 55°C)	kW / COP		9.00 / 2.02	12.00 / 1.92	16.00 / 1.86
Cooling capacity / EER (A 35°C, W 7°C)	kW / EER		7.00 / 3.17	10.00 / 2.81	12.20 / 2.57
Cooling capacity / EER (A 35°C, W 18°C)	kW / EER		7.00 / 5.19	10.00 / 5.13	12.20 / 3.49
Seasonal energy efficiency - Heating Average Climate (W35°C / W55°C)	ETA %		181 / 130	170 / 130	160 / 125
	SCOP		4.60 / 3.33	4.33 / 3.33	4.08 / 3.20
Energy Class Heating Average Climate (W35°C / W55°C) <sup>1)</sup>	A++ to G		A++ / A++	A++ / A++	A++ / A++
Energy Class Heating Average Climate (W35°C / W55°C) <sup>1)</sup>	A+++ to D		A+++ / A+++	A+++ / A+++	A+++ / A+++
Seasonal energy efficiency - Heating Warm Climate (W35°C / W55°C)	ETA %		235 / 158	231 / 158	231 / 159
	SCOP		5.95 / 4.03	5.85 / 4.03	5.85 / 4.05
Energy Class Heating Warm Climate (W35°C / W55°C)	A++ to G		A++ / A++	A++ / A++	A++ / A++
Energy Class Heating Warm Climate (W35°C / W55°C)	A+++ to D		A+++ / A+++	A+++ / A+++	A+++ / A+++
Seasonal energy efficiency - Heating Cold Climate (W35°C / W55°C)	ETA %		160 / 125	160 / 125	150 / 125
	SCOP		4.08 / 3.20	4.08 / 3.20	3.83 / 3.20
Energy Class Heating Cold Climate (W35°C / W55°C)	A++ to G		A++ / A++	A++ / A++	A++ / A++
Energy Class Heating Cold Climate (W35°C / W55°C)	A+++ to D		A+++ / A+++	A+++ / A+++	A+++ / A+++
<b>Indoor unit</b>			<b>WH-SXC09H3E5</b>	<b>WH-SXC12H6E5</b>	<b>WH-SXC16H9E8</b>
Sound pressure	Heat / Cool	dB(A)	33/33	33/33	33/33
Dimension	HxWxD	mm	892x500x340	892x500x340	892x500x340
Net weight		kg	43	43	45
Water pipe connector		Inch	R1	R1	R1
A class pump	Number of speeds		Variable Speed	Variable Speed	Variable Speed
	Input power (Min/Max)	W	32/102	34/110	30/105
Heating water flow (ΔT=5 K, 35°C)		L/min	25.8	34.4	45.9
Capacity of integrated electric heater		kW	3	6	9
Recommended fuse		A	30/30	30/30	16/16
Recommended cable size, supply 1 / 2		mm	3x4.0 or 6.0 / 3x4.0	3x4.0 or 6.0 / 3x4.0	5x1.5 / 5x1.5
<b>Outdoor unit</b>			<b>WH-UX09HE5</b>	<b>WH-UX12HE5</b>	<b>WH-UX16HE8</b>
Sound power full load	Heat / Cool	dB	68/67	69/68	72/71
Dimension	HxWxD	mm	1340x900x320	1340x900x320	1340x900x320
Net weight		kg	101	101	118
Refrigerant (R410A)		kg/TCO <sub>2</sub> Eq.	2.85/5.951	2.85/5.951	2.90/6.055
Pipe diameter	Liquid / Gas	Inch (mm)	3/8 (9.52) / 5/8 (15.88)	3/8 (9.52) / 5/8 (15.88)	3/8 (9.52) / 5/8 (15.88)
Pipe length range		m	3-30	3-30	3-30
Elevation difference (in/out)		m	30	30	30
Pipe length for additional gas		m	10	10	10
Additional gas amount		g/m	50	50	50
Operation range	Outdoor ambient	°C	-28 ~ +35	-28 ~ +35	-28 ~ +35
Water outlet	Heat / Cool	°C	20-60/5-20	20-60/5-20	20-60/5-20
3rd Party tested Sound power at Quiet Mode 3 <sup>2)</sup>			62	64	65
<b>Kit List Price</b>			<b>£ 3,698</b>	<b>£ 4,633</b>	<b>£ 6,144</b>
Indoor unit List Price			£ 1,795	£ 1,982	£ 2,565
Outdoor unit List Price			£ 1,903	£ 2,651	£ 3,579

Accessories		List Price £
<b>PAW-TD20C1E5-UK + PAW-G3KIT</b>	Tank 200L - Stainless steel, with G3 Kit (must be ordered separately) and Tank Sensor	<b>798 + 105</b>
<b>PAW-TD30C1E5-UK + PAW-G3KIT</b>	Tank 300L - Stainless steel, with G3 Kit (must be ordered separately) and Tank Sensor	<b>1,029 + 105</b>
<b>PAW-3WYVLV-SI</b>	External 3 way valve	<b>131</b>
<b>CZ-NV1</b>	3 way valve Kit for inside of hydrokit	<b>220</b>

Accessories		List Price £
<b>CZ-NS4P</b>	Additional functions PCB	<b>126</b>
<b>PAW-BTANK50L-1</b>	Buffer tank 50L	<b>183</b>
<b>CZ-TAW1</b>	Aquaarea Smart Cloud for remote control and maintenance through wireless or wired LAN	<b>141</b>
<b>PAW-A2W-RTWIRED</b>	Room thermostat	<b>78</b>

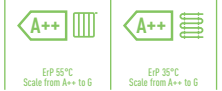
EER and COP calculation is based in accordance to EN14511. Sound pressure measured at 1m from the outdoor unit and at 1.5m height. Heating sound pressure measured at +7°C (heating water at 55°C).

1) Scale from A++ to G and from A+++ to D from 26th September 2019. 2) Third party tested sound power at Quiet mode 3 (A +7°C, W 55°C).



INTERNET CONTROL: Optional. GOOD DESIGN AWARD 2017: Indoor units All in One and Bi-bloc H Generation awarded with the prestigious Good Design Award 2017.

\* MCS APPROVED PRODUCT: Not all products are currently certified. Please visit: <http://www.microgenerationcertification.org/consumers/product-search>.



## Aquarea HT Bi-bloc F Generation Single Phase. Heating Only - SHF • R407C Refrigerant

Single Phase			
Kit		KIT-WHF09F3E5	KIT-WHF12F6E5
Heating capacity / COP [A +7°C, W 35°C]	kW / COP	9.00 / 4.64	12.00 / 4.46
Heating capacity / COP [A +7°C, W 65°C]	kW / COP	9.00 / 2.48	12.00 / 2.41
Heating capacity / COP [A +2°C, W 35°C]	kW / COP	9.00 / 3.45	12.00 / 3.26
Heating capacity / COP [A +2°C, W 65°C]	kW / COP	9.00 / 2.06	10.30 / 2.01
Heating capacity / COP [A -7°C, W 35°C]	kW / COP	9.00 / 2.74	12.00 / 2.52
Heating capacity / COP [A -7°C, W 65°C]	kW / COP	9.00 / 1.79	9.60 / 1.77
Seasonal energy efficiency - Heating Average Climate (W35°C / W55°C)	ETA %	153 / 125	150 / 125
	SCOP	3.90 / 3.20	3.83 / 3.20
Energy Class Heating Average Climate (W35°C / W55°C) <sup>1)</sup>	A++ to G	A++ / A++	A++ / A++
Energy Class Heating Average Climate (W35°C / W55°C) <sup>1)</sup>	A+++ to D	A+++ / A++	A+++ / A++
Seasonal energy efficiency - Heating Warm Climate (W35°C / W55°C)	ETA %	191 / 156	188 / 156
	SCOP	4.85 / 3.98	4.78 / 3.98
Energy Class Heating Warm Climate (W35°C / W55°C)	A++ to G	A++ / A++	A++ / A++
Energy Class Heating Warm Climate (W35°C / W55°C)	A+++ to D	A+++ / A+++	A+++ / A+++
Seasonal energy efficiency - Heating Cold Climate (W35°C / W55°C)	ETA %	137 / 116	134 / 113
	SCOP	3.50 / 2.98	3.43 / 2.90
Energy Class Heating Cold Climate (W35°C / W55°C)	A++ to G	A++ / A+	A++ / A+
Energy Class Heating Cold Climate (W35°C / W55°C)	A+++ to D	A+++ / A+	A+++ / A+
Indoor unit		WH-SHF09F3E5	WH-SHF12F6E5
Sound pressure	dB(A)	33	33
Dimension	H x W x D	892 x 502 x 353	892 x 502 x 353
Net weight	kg	46	47
Water pipe connector	Inch	R 1	R 1
A class pump	Number of speeds	7	7
	Input power (Min/Max)	W	40 / 106
Heating water flow [ΔT=5 K, 35°C]	L/min	25.8	34.4
Capacity of integrated electric heater	kW	3	6
Recommended fuse	A	30 / 30	30 / 30
Recommended cable size, supply 1 / 2	mm	3 x 4.0 or 6.0 / 3 x 4.0	3 x 4.0 or 6.0 / 3 x 4.0
Outdoor unit		WH-UH09FE5	WH-UH12FE5
Sound power part load	dB	—	—
Sound power full load	dB	66	67
Dimension	H x W x D	1340 x 900 x 320	1340 x 900 x 320
Net weight	kg	104	104
Refrigerant (R407C) / CO <sub>2</sub> Eq.	kg / T	2.90 / 5.145	2.90 / 5.145
Pipe diameter	Liquid / Gas	Inch (mm)	3/8 (9.52) / 5/8 (15.88)
Pipe length range	m	3 ~ 30	3 ~ 30
Elevation difference (in/out)	m	20	20
Pipe length for additional gas	m	10	10
Additional gas amount	g/m	70	70
Operation range	Outdoor ambient	°C	-20 ~ +35
Water outlet	Heat	°C	25 ~ 65
<b>Kit List Price</b>	<b>£</b>	<b>3,540</b>	<b>4,419</b>
Indoor unit List Price	£	1,620	1,873
Outdoor unit List Price	£	1,920	2,546

Accessories	List Price £
<b>PAW-TD20C1E5-UK + PAW-G3KIT</b>	<b>798 + 105</b>
Tank 200L - Stainless steel, with G3 Kit (must be ordered separately) and Tank Sensor	
<b>PAW-TD30C1E5-UK + PAW-G3KIT</b>	<b>1,029 + 105</b>
Tank 300L - Stainless steel, with G3 Kit (must be ordered separately) and Tank Sensor	

Accessories	List Price £
<b>PAW-3WYVLV-SI</b>	<b>131</b>
External 3 way valve	
<b>PAW-BTANK50L-1</b>	<b>183</b>
Buffer tank 50L	
<b>PA-AW-WIFI-1TE</b>	<b>210</b>
WLAN interface	
<b>PAW-A2W-RTWIRED</b>	<b>78</b>
Room thermostat	

EER and COP calculation is based in accordance to EN14511. Sound pressure measured at 1m from the outdoor unit and at 1.5m height. Heating sound pressure measured at +7°C (heating water at 55°C).  
 1 Scale from A++ to G and from A+++ to D from 26th September 2019.



INTERNET CONTROL: Optional.

\* MCS APPROVED PRODUCT: Not all products are currently certified. Please visit: <http://www.microgenerationcertification.org/consumers/product-search>.





**CZ-TAW1**  
Cloud connection. For user control and installer remote maintenance.

## Aquarea High Performance Mono-bloc H Generation Single Phase. Heating and Cooling - MDC • R410A Refrigerant

			Single Phase				
Outdoor unit			WH-MDC05H3E5	WH-MDC07H3E5	WH-MDC09H3E5	WH-MDC12H6E5	WH-MDC16H6E5
Heating capacity / COP (A +7°C, W 35°C)	kW / COP		5.00/5.08	7.00/4.52	9.00/4.29	12.00/4.74	16.00/4.28
Heating capacity / COP (A +7°C, W 55°C)	kW / COP		5.00/2.84	7.00/2.83	9.00/2.72	12.00/2.93	14.50/2.72
Heating capacity / COP (A +2°C, W 35°C)	kW / COP		4.80/3.36	6.60/3.30	6.80/3.18	11.40/3.44	13.00/3.28
Heating capacity / COP (A +2°C, W 55°C)	kW / COP		4.00/2.33	6.30/2.22	6.30/2.13	9.10/2.23	9.80/2.21
Heating capacity / COP (A -7°C, W 35°C)	kW / COP		4.70/2.85	5.50/2.70	6.40/2.60	10.00/2.73	11.40/2.57
Heating capacity / COP (A -7°C, W 55°C)	kW / COP		4.30/1.89	5.00/1.82	5.80/1.78	8.20/1.95	9.00/1.84
Cooling capacity / EER (A 35°C, W 7°C)	kW / EER		4.50/3.28	6.00/2.78	7.00/2.60	10.00/2.81	12.20/2.56
Cooling capacity / EER (A 35°C, W 18°C)	kW / EER		5.10/5.10	6.00/3.87	7.00/3.59	10.00/4.65	12.20/4.12
Seasonal energy efficiency - Heating Average Climate (W35°C / W55°C)	ETA %		199/139	190/130	190/130	190/134	190/130
	SCOP		5.05/3.55	4.83/3.33	4.83/3.33	4.83/3.43	4.83/3.33
Energy Class Heating Average Climate (W35°C / W55°C) <sup>1)</sup>	A++ to G		A++/A++	A++/A++	A++/A++	A++/A++	A++/A++
Energy Class Heating Average Climate (W35°C / W55°C) <sup>1)</sup>	A+++ to D		A+++/A++	A+++/A++	A+++/A++	A+++/A++	A+++/A++
Seasonal energy efficiency - Heating Warm Climate (W35°C / W55°C)	ETA %		237/161	225/160	225/160	245/159	245/169
	SCOP		6.00/4.10	5.70/4.08	5.70/4.08	6.20/4.05	6.20/4.30
Energy Class Heating Warm Climate (W35°C / W55°C)	A++ to G		A++/A++	A++/A++	A++/A++	A++/A++	A++/A++
Energy Class Heating Warm Climate (W35°C / W55°C)	A+++ to D		A+++/A+++	A+++/A+++	A+++/A+++	A+++/A+++	A+++/A+++
Seasonal energy efficiency - Heating Cold Climate (W35°C / W55°C)	ETA %		160/115	160/115	160/115	168/121	168/121
	SCOP		4.08/2.95	4.08/2.95	4.08/2.95	4.28/3.10	4.28/3.10
Energy Class Heating Cold Climate (W35°C / W55°C)	A++ to G		A++/A+	A++/A+	A++/A+	A++/A+	A++/A+
Energy Class Heating Cold Climate (W35°C / W55°C)	A+++ to D		A++/A+	A++/A+	A++/A+	A++/A+	A++/A+
Sound power full load	Heat / Cool	dB	65/65	68/66	69/67	69/68	72/72
Dimension	HxWxD	mm	865x1283x320	865x1283x320	865x1283x320	1410x1283x320	1410x1283x320
Net weight		kg	94	104	104	140	140
Refrigerant (R410A) / CO <sub>2</sub> Eq. <sup>2)</sup>		kg / T	1.30/2714	1.35/2819	1.35/2819	2.10/4.385	2.10/4.385
Water pipe connector		Inch	R1	R1	R1	R1	R1
Pump	Number of speeds		Variable Speed	Variable Speed	Variable Speed	Variable Speed	Variable Speed
	Input power (Min/Max)	W	34/96	36/100	39/108	34/110	38/120
Heating water flow (ΔT=5 K, 35°C)		L/min	14.3	20.1	25.8	34.4	45.9
Capacity of integrated electric heater		kW	3	3	3	6	6
Input Power	Heat	kW	0.985	1.55	2.10	2.53	3.74
	Cool	kW	1.37	2.16	2.69	3.56	4.76
Running and Starting current	Heat	A	4.7	7.2	9.6	11.7	16.9
	Cool	A	6.3	9.9	12.2	16.2	21.5
Current 1		A	13.0	21.0	22.9	24.0	26.0
Current 2		A	13.0	13.0	13.0	26.0	26.0
Recommended fuse		A	30/15	30/15	30/16	30/30	30/30
Recommended cable size, supply 1 / 2		mm <sup>2</sup>	3x4.0 or 6.0/3x4.0	3x4.0 or 6.0/3x4.0	3x4.0 or 6.0/3x4.0	3x4.0 or 6.0/3x4.0	3x4.0 or 6.0/3x4.0
Operation range	Outdoor ambient	°C	-20 ~ +35	-20 ~ +35	-20 ~ +35	-20 ~ +35	-20 ~ +35
	Heat	°C	20 ~ 55	20 ~ 55	20 ~ 55	25 ~ 55	25 ~ 55
Water outlet	Cool	°C	5 ~ 20	5 ~ 20	5 ~ 20	5 ~ 20	5 ~ 20
3rd Party tested Sound power at Quiet Mode 3 <sup>3)</sup>			dB	57	57	61	65
				57	61	65	66

<b>Outdoor unit List Price</b>	<b>£</b>	<b>2,226</b>	<b>2,488</b>	<b>3,171</b>	<b>4,084</b>	<b>4,756</b>
--------------------------------	----------	--------------	--------------	--------------	--------------	--------------

Accessories		List Price £	Accessories		List Price £
<b>PAW-TD20C1E5-UK + PAW-G3KIT</b>	Tank 200L - Stainless steel, with G3 Kit (must be ordered separately) and Tank Sensor	<b>798 + 105</b>	<b>PAW-BTANK50L-1</b>	Buffer tank 50L	<b>183</b>
<b>PAW-TD30C1E5-UK + PAW-G3KIT</b>	Tank 300L - Stainless steel, with G3 Kit (must be ordered separately) and Tank Sensor	<b>1,029 + 105</b>	<b>CZ-TAW1</b>	Aquarea Smart Cloud for remote control and maintenance through wireless or wired LAN	<b>141</b>
<b>PAW-3WVVLV-SI</b>	3 way valve	<b>131</b>	<b>PAW-A2W-RTWIRED</b>	Room thermostat	<b>78</b>

EER and COP calculation is based in accordance to EN14511. Sound pressure measured at 1m from the outdoor unit and at 1.5m height. Heating sound pressure measured at +7°C (heating water at 55°C).

1) Scale from A++ to G and from A+++ to D from 26th September 2019. 2) WH-MDC models are hermetically sealed. 3) Third party tested sound power at Quiet mode 3 (A +7°C, W 55°C).



INTERNET CONTROL: Optional.

\* MCS APPROVED PRODUCT: Not all products are currently certified. Please visit: <http://www.microgenerationcertification.org/consumers/product-search>.



**CZ-TAW1**  
Cloud connection. For user control and installer remote maintenance.

## Aquarea T-CAP Mono-bloc H Generation Single Phase / Three Phase. Heating and Cooling - MXC • R410A Refrigerant

			Single Phase		Three Phase
Outdoor unit			WH-MXC09H3E5	WH-MXC12H6E5	WH-MXC16H9E8
Heating capacity / COP [A +7°C, W 35°C]	kW / COP		9.00/4.84	12.00/4.74	16.00/4.28
Heating capacity / COP [A +7°C, W 55°C]	kW / COP		9.00/2.94	12.00/2.88	16.00/2.71
Heating capacity / COP [A +2°C, W 35°C]	kW / COP		9.00/3.59	12.00/3.44	16.00/3.10
Heating capacity / COP [A +2°C, W 55°C]	kW / COP		9.00/2.21	12.00/2.19	16.00/2.13
Heating capacity / COP [A -7°C, W 35°C]	kW / COP		9.00/2.85	12.00/2.72	16.00/2.49
Heating capacity / COP [A -7°C, W 55°C]	kW / COP		9.00/2.02	12.00/1.92	16.00/1.86
Cooling capacity / EER [A 35°C, W 7°C]	kW / EER		7.00/3.17	10.00/2.81	12.20/2.56
Cooling capacity / EER [A 35°C, W 18°C]	kW / EER		7.00/5.19	10.00/5.13	12.20/3.49
Seasonal energy efficiency - Heating Average Climate [W35°C / W55°C]	ETA %	181/130	170/130	160/125	
	SCOP	4.60/3.33	4.33/3.33	4.08/3.20	
Energy Class Heating Average Climate [W35°C / W55°C] <sup>1)</sup>	A++ to G	A++ / A++	A++ / A++	A++ / A++	
Energy Class Heating Average Climate [W35°C / W55°C] <sup>1)</sup>	A+++ to D	A+++ / A++	A+++ / A++	A+++ / A++	
Seasonal energy efficiency - Heating Warm Climate [W35°C / W55°C]	ETA %	235/158	231/158	231/159	
	SCOP	5.95/4.03	5.85/4.03	5.85/4.05	
Energy Class Heating Warm Climate [W35°C / W55°C]	A++ to G	A++ / A++	A++ / A++	A++ / A++	
Energy Class Heating Warm Climate [W35°C / W55°C]	A+++ to D	A+++ / A+++	A+++ / A+++	A+++ / A+++	
Seasonal energy efficiency - Heating Cold Climate [W35°C / W55°C]	ETA %	160/125	160/125	150/125	
	SCOP	4.08/3.20	4.08/3.20	3.83/3.20	
Energy Class Heating Cold Climate [W35°C / W55°C]	A++ to G	A++ / A++	A++ / A++	A++ / A++	
Energy Class Heating Cold Climate [W35°C / W55°C]	A+++ to D	A+++ / A++	A+++ / A++	A+++ / A++	
Sound power full load	Heat / Cool	dB	68/67	69/68	72/71
Dimension	H x W x D	mm	1410 x 1283 x 320	1410 x 1283 x 320	1410 x 1283 x 320
Net weight		kg	142	142	164
Refrigerant (R410A) / CO <sub>2</sub> Eq. <sup>2)</sup>		kg / T	2.30/4.802	2.30/4.802	2.35/4.907
Water pipe connector		Inch	R 1	R 1	R 1
Pump	Number of speeds		Variable Speed	Variable Speed	Variable Speed
	Input power (Min/Max)	W	32/102	34/110	38/120
Heating water flow [ΔT=5 K, 35°C]		L/min	25.8	34.4	45.9
Capacity of integrated electric heater		kW	3	6	9
Input Power	Heat	kW	1.86	2.53	3.74
	Cool	kW	2.21	3.56	4.76
Running and Starting current	Heat	A	8.8	11.7	5.7
	Cool	A	10.4	16.5	7.1
Current 1		A	29.0	29.0	15.5
Current 2		A	13.0	26.0	13.0
Recommended fuse		A	30/30	30/30	16/16
Recommended cable size, supply 1 / 2		mm <sup>2</sup>	3 x 4.0 or 6.0 / 3 x 4.0	3 x 4.0 or 6.0 / 3 x 4.0	5 x 1.5 / 5 x 1.5
Operation range	Outdoor ambient	°C	-20 ~ +35	-20 ~ +35	-20 ~ +35
	Heat	°C	20 ~ 60	20 ~ 60	20 ~ 60
Water outlet	Heat	°C	20 ~ 60	20 ~ 60	20 ~ 60
	Cool	°C	5 ~ 20	5 ~ 20	5 ~ 20
3rd Party tested Sound power at Quiet Mode 3 <sup>3)</sup>		dB	62	64	65
<b>Outdoor unit List Price</b>	<b>£</b>		<b>3,979</b>	<b>4,977</b>	<b>6,625</b>

Accessories		List Price £
<b>PAW-TD20C1E5-UK + PAW-G3KIT</b>	Tank 200L - Stainless steel, with G3 Kit (must be ordered separately) and Tank Sensor	<b>798 + 105</b>
<b>PAW-TD30C1E5-UK + PAW-G3KIT</b>	Tank 300L - Stainless steel, with G3 Kit (must be ordered separately) and Tank Sensor	<b>1,029 + 105</b>
<b>PAW-3WYVLV-SI</b>	3 way valve	<b>131</b>

Accessories		List Price £
<b>PAW-BTANK50L-1</b>	Buffer tank 50L	<b>183</b>
<b>CZ-TAW1</b>	Aquarea Smart Cloud for remote control and maintenance through wireless or wired LAN	<b>141</b>
<b>PAW-A2W-RTWIRED</b>	Room thermostat	<b>78</b>

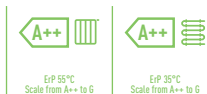
EER and COP calculation is based in accordance to EN14511. Sound pressure measured at 1m from the outdoor unit and at 1.5m height. Heating sound pressure measured at +7°C (heating water at 55°C).

1) Scale from A++ to G and from A+++ to D from 26th September 2019. 2) WH-MXC models are hermetically sealed. 3) Third party tested sound power at Quiet mode 3 (A +7°C, W 55°C).



INTERNET CONTROL: Optional.

\* MCS APPROVED PRODUCT: Not all products are currently certified. Please visit: <http://www.microgenerationcertification.org/consumers/product-search>.



## Aquaarea HT Mono-bloc G Generation Single Phase. Heating Only - MHF • R407C Refrigerant

### Single Phase

Outdoor unit		WH-MHF09G3E5	WH-MHF12G6E5
Heating capacity / COP (A +7°C, W 35°C)	kW / COP	9.00/4.64	12.00/4.46
Heating capacity / COP (A +7°C, W 65°C)	kW / COP	9.00/2.48	12.00/2.41
Heating capacity / COP (A +2°C, W 35°C)	kW / COP	9.00/3.45	12.00/3.26
Heating capacity / COP (A +2°C, W 65°C)	kW / COP	9.00/2.06	10.30/2.01
Heating capacity / COP (A -7°C, W 35°C)	kW / COP	9.00/2.74	12.00/2.52
Heating capacity / COP (A -7°C, W 65°C)		9.00/1.79	9.60/1.77
Seasonal energy efficiency - Heating Average Climate (W35°C / W55°C)	ETA %	153/125	150/125
	SCOP	3.90/3.20	3.83/3.20
Energy Class Heating Average Climate (W35°C / W55°C) <sup>1)</sup>	A++ to G	A++/A++	A++/A++
Energy Class Heating Average Climate (W35°C / W55°C) <sup>1)</sup>	A+++ to D	A+++/A+++	A+++/A+++
Seasonal energy efficiency - Heating Warm Climate (W35°C / W55°C)	ETA %	191/156	188/156
	SCOP	4.85/3.98	4.78/3.98
Energy Class Heating Warm Climate (W35°C / W55°C)	A++ to G	A++/A++	A++/A++
Energy Class Heating Warm Climate (W35°C / W55°C)	A+++ to D	A+++/A+++	A+++/A+++
Seasonal energy efficiency - Heating Cold Climate (W35°C / W55°C)	ETA %	137/116	134/113
	SCOP	3.50/2.98	3.43/2.90
Energy Class Heating Cold Climate (W35°C / W55°C)	A++ to G	A++/A+	A++/A+
Energy Class Heating Cold Climate (W35°C / W55°C)	A+++ to D	A+++/A+	A+++/A+
Sound power part load	dB	—	—
Sound power full load	dB	68	69
Dimension	HxWxD	1410x1283x320	1410x1283x320
Net weight	kg	151	151
Refrigerant (R407C) / CO <sub>2</sub> Eq. <sup>2)</sup>	kg / T	1.92/3.406	1.92/3.406
Water pipe connector	Inch	R 1	R 1
Pump	Number of speeds	7	7
	Input power (Min/Max)	W	—
Heating water flow (ΔT=5 K. 35°C)	L/min	25.8	34.4
Capacity of integrated electric heater	kW	3	6
Input Power	kW	1.94	2.69
Running and Starting current	A	9.3	12.8
Current 1	A	28.5	29.0
Current 2	A	13.0	26.0
Recommended fuse	A	30/30	30/30
Recommended cable size, supply 1 / 2	mm <sup>2</sup>	3x4.0 or 6.0/3x4.0	3x4.0 or 6.0/3x4.0
Operation range	Outdoor ambient	°C	-20 ~ +35
Water outlet	Heat	°C	25 ~ 65
<b>Outdoor unit List Price</b>	<b>£</b>	<b>3,813</b>	<b>4,767</b>

Accessories	List Price £
<b>PAW-TD20C1E5-UK + PAW-G3KIT</b>	Tank 200L - Stainless steel, with G3 Kit (must be ordered separately) and Tank Sensor
<b>PAW-TD30C1E5-UK + PAW-G3KIT</b>	Tank 300L - Stainless steel, with G3 Kit (must be ordered separately) and Tank Sensor
	<b>798 + 105</b>
	<b>1,029 + 105</b>

Accessories	List Price £
<b>PAW-3WYVLV-SI</b>	External 3 way valve
<b>PAW-BTANK50L-1</b>	Buffer tank 50L
<b>PA-AW-WIFI-1TE</b>	WLAN interface
<b>PAW-A2W-RTWIRED</b>	Room thermostat
	<b>131</b>
	<b>183</b>
	<b>210</b>
	<b>78</b>

EER and COP calculation is based in accordance to EN14511. Sound pressure measured at 1m from the outdoor unit and at 1.5m height. Heating sound pressure measured at +7°C (heating water at 55°C).  
 1 Scale from A++ to G and from A+++ to D from 26th September 2019. 2) WH-MHF models are hermetically sealed.




INTERNET CONTROL: Optional.

\* MCS APPROVED PRODUCT: Not all products are currently certified. Please visit: <http://www.microgenerationcertification.org/consumers/product-search>.



## AQUAREA AIR

AQUAREA  
AIR

## Aquarea Air Radiators. Fan Coils for Heat Pump application

PAW-AAIR-200-2					PAW-AAIR-700-2			PAW-AAIR-900-2		
Air flow	Speed	Min	Med	Max	Min	Med	Max	Min	Med	Max
Heating mode										
Total heating capacity	W	217.00	470.00	570.00	708.00	1032.00	1188.00	886.00	1420.00	1703.00
Water flow	kg/h	37.30	80.80	98.00	121.80	177.50	204.30	152.40	244.20	292.90
Water pressure drop	kPa	0.40	2.00	2.90	0.30	0.80	1.00	0.50	1.60	2.20
Inlet water temperature	°C	35	35	35	35	35	35	35	35	35
Outlet water temperature	°C	30	30	30	30	30	30	30	30	30
Inlet air temperature	°C	19.00	19.00	19.00	19.00	19.00	19.00	19.00	19.00	19.00
Outlet air temperature	°C	38.90	32.00	30.00	33.30	31.80	30.60	30.20	31.10	30.60
Cooling mode										
Total cooling capacity	W	237.00	345.00	555.00	756.00	1039.00	1204.00	1153.00	1518.00	1746.00
Sensible cooling capacity	W	230.00	314.00	504.00	646.00	903.00	1058.00	1061.00	1384.00	1598.00
Water flow	kg/h	40.00	59.00	95.00	129.00	178.00	207.00	198.00	261.00	300.00
Water pressure drop	kPa	0.40	2.00	2.90	1.00	2.00	2.00	6.00	9.00	12.00
Inlet water temperature	°C	10	10	10	10	10	10	10	10	10
Outlet water temperature	°C	15	15	15	15	15	15	15	15	15
Inlet air temperature	°C	27.00	27.00	27.00	27.00	27.00	27.00	27.00	27.00	27.00
Outlet air temperature	°C	15.00	17.00	18.00	14.00	16.00	17.00	16.00	17.00	18.00
Relative humidity of inlet air	%	47	47	47	47	47	47	47	47	47
Air flow	m³/min	0.90	1.90	2.70	2.60	4.20	5.30	4.10	6.10	7.70
Maximum input power	W	7.00	9.00	13.00	14.00	18.00	22.00	16.00	20.00	24.00
Sound pressure	dB(A)	23	33	40	24	36	42	25	36	44
Dimension (H x W x D)	mm	735 x 579 x 129			935 x 579 x 129			1135 x 579 x 129		
Net weight	kg	17			20			23		
3 ways valve included		Yes			Yes			Yes		
Touch screen thermostat		Yes			Yes			Yes		
List Price	£	578			626			750		

## Accessories

PAW-AAIR-LEGS-1 Kits of 2 legs to support the Aquarea Air on the floor and to protect the water pipings

List Price £

44

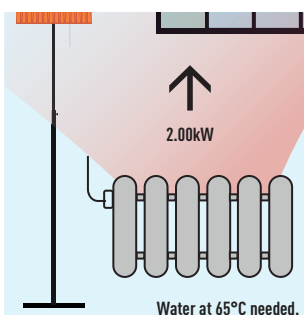
## Super low temperature radiators for heat pump application

The slimline Panasonic Aquarea Air radiators deliver high efficiency climate control.

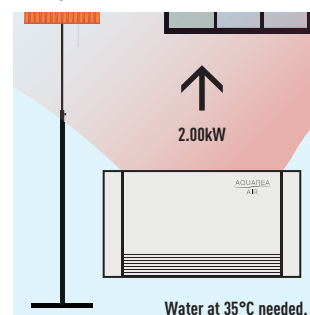
With a depth of just under 13cm they are at the cutting edge of the market. Blending easily into the home, Aquarea Air's elegant design and product refinements are clear to see in every detail. Exceptional ventilation efficiency means the motor uses considerably less energy (low wattage). The fan speed is continuously modulated by the temperature controller with proportional integral logic, with undoubted advantages for regulating the temperature and humidity in summer mode.



With standard cast radiators.



With Aquarea Air.



## Technical focus:

- High heating capacity
- 3 fan speeds and capacities
- Exclusive design
- Extremely compact (only 12.9cm deep)
- Cooling and dehumidification functions possible (drain is needed)
- 3-way valve included (no overflow valve needed on the installation if more than 3 radiators installed)
- Touch screen thermostat

All temperature curves and capacity are available on [www.panasonicproclub.com](http://www.panasonicproclub.com)

# FAN COILS



NEW  
2019



**PAW-FC-303TC**  
Optional Controller.  
Wired remote controller.



**PAW-FC-RC1**  
Optional Controller.  
Wired remote controller.

## Fan Coils

Compact units											High Static Pressure
Left side connection			PAW-FC-D11-1	PAW-FC-D15-1	PAW-FC-D24-1	PAW-FC-D28-1	PAW-FC-D40-1	PAW-FC-D55-1	PAW-FC-D65-1	PAW-FC-D90-1	PAW-FC-H150
Right side connection			PAW-FC-D11-1-R	PAW-FC-D15-1-R	PAW-FC-D24-1-R	PAW-FC-D28-1-R	PAW-FC-D40-1-R	PAW-FC-D55-1-R	PAW-FC-D65-1-R	PAW-FC-D90-1-R	PAW-FC-H150-R
Total cooling capacity <sup>1)</sup>	Med/S-Hi	kW	1.0/1.5	1.2/1.7	2.0/2.5	2.4/3.2	3.2/4.6	4.6/5.8	6.1/7.3	6.1/8.1	11.9/14.8
Sensible cooling capacity <sup>1)</sup>	Med/S-Hi	kW	0.8/1.1	0.9/1.3	1.5/1.9	1.8/2.3	2.2/3.3	3.3/4.5	4.3/5.1	4.6/6.3	9.6/12.9
Heating capacity <sup>1)</sup>	Med/S-Hi	kW	1.4/2.0	1.5/2.2	2.4/3.1	2.9/4.0	4.1/5.7	5.3/7.1	7.9/9.3	8.1/11.6	14.9/19.9
Power consumption	S-Lo/Med/S-Hi	W	14/24/36	10/18/29	16/37/45	15/37/56	28/55/72	37/75/105	53/100/147	90/112/188	180/421/675
Fuse rating	A		2	2	2	2	2	2	2	2	6
Dimensions (including pan and electrical box)	H x W x D	mm	220x570x430	220x570x430	220x753x430	220x938x430	220x1122x430	220x1307x430	220x1121x530	220x1316x530	356x1600x798
Weight (without water content)		kg	13	13	15	20	22	26	27	38	63
Sound power global	S-Lo/Med/S-Hi	dB(A)	33/40/49	31/43/50	30/45/52	30/44/51	34/46/56	38/51/58	43/56/61	50/55/64	52/64/71
Sound pressure global	S-Lo/Med/S-Hi	dB(A)	24/31/40	22/34/41	21/36/43	21/35/42	25/37/47	29/42/49	34/47/52	41/46/55	31/45/51
Static pressure	Max	Pa	30	30	50	50	70	70	70	70	110
Airflow <sup>1)</sup>	Med/S-Hi	m³/h	190/283	179/265	274/390	357/499	486/716	640/933	893/1064	936/1397	2112/3176
Water pressure drop	Med/S-Hi	kPa	19.5/39.2	3.9/6.3	19.3/28.8	17.1/28	22.8/46.9	37.4/60.2	15.4/21.5	19.3/32.5	19.8/26.1
Fan speeds			3 speeds	3 speeds	3 speeds	3 speeds	3 speeds	3 speeds	3 speeds	3 speeds	3 speeds
Fan motor and total speeds			AC 5 speeds	AC 5 speeds	AC 5 speeds	AC 5 speeds	AC 5 speeds	AC 5 speeds	AC 5 speeds	AC 5 speeds	AC 5 speeds
Drain pan and Air filter			Included	Included	Included	Included	Included	Included	Included	Included	Included
Water connections	Inch		1/2	1/2	1/2	1/2	1/2	1/2	3/4	3/4	1
List Price	£		220	230	240	290	310	340	370	530	710

Accessories		List Price £
PAW-FC-RC1	Advanced wired control for Fan Coil	TBA
PAW-FC-303TC	Wired remote controller	40
PAW-FC-2WY-11/55-1	2 way valve + drain pan (for PAW-FC-D11 to 55-1)	TBA
PAW-FC-2WY-65/90-1	2 way valve + drain pan (for PAW-FC-D65/90-1)	TBA

Accessories		List Price £
PAW-FC-2WY-150	2 way valve (for PAW-FC-H150)	130
PAW-FC-3WY-11/55-1	3 way valve + drain pan (for PAW-FC-D11 to 55-1)	TBA
PAW-FC-3WY-65/90-1	3 way valve + drain pan (for PAW-FC-D65/90-1)	TBA
PAW-FC-3WY-150	3 way valve (for PAW-FC-H150)	170

<sup>1)</sup> Airflow and capacity at 0Pa of static pressure. \* Performances based on: Cooling: Air: 27°C DB / 19°C WB, Chilled water: 7°C / 12°C - Heating: Air: 20°C DB, Hot water: 50°C / 45°C.



## New range of Fan Coil units

Easy to install, improved sound level and performance. New Fan Coil range consist on one compact ducted range ideal for residential and commercial use and one model with high static pressure for commercial applications. The range certified by Eurovent includes drain pan and filter and are equipped with a low consumption fan motor. The new D type is even more flexible thanks to L Drain pan, same unit can be installed in both Horizontal or in Vertical position.

## Fan Coil controller PAW-FC-RC1

This advance control can bring higher level of comfort in heating. The sensor can be used as water flow sensor, stopping the fan when low water temperature, avoiding cold drafts in winter.

Also is ready to use J Generation new feature of defrost mode and stop the Fan Coil.

### Features:

- Room thermostat
- 3 outputs, 230V relays for fan control
- 2 outputs, 230V relays for heating / cooling control
- Modbus RTU slave
- 1 DI for presses detection (key card switch)
- 1 AI for sensor

**1** Innovation for an optimum comfort

**3** Quality and efficient Coil

**2** Low energy consumption fan

**4** Flexible vertical - horizontal installation

## DHW CYLINDERS

NEW  
2019

## PRO-HT TANK

## NEW PRO-HT Tank heating and cooling

PRO-HT Tank		PAW-VP380L	
Cooling capacity at 35°C, water outlet 7°C	kW	12.80	
Heating capacity at +7°C, heating water temperature at 35°C	kW	25.00	
Heating capacity at +7°C, heating water temperature at 45°C	kW	23.00	
COP at +7°C with heating water temperature at 45°C	W/W	3.28	
Heating Energy Efficiency class at 35°C <sup>1) 2)</sup>		A++	
η <sub>s</sub> (LOT1) <sup>2)</sup>	%	156	
Dimension	H x W	mm	1820 x 690
Shipping weight		kg	99
Water pipe connector			1 1/4"
Heating water flow at 35°C		m³/h	3.9
Input power		kW	TBC
Maximum current		A	TBC
Outdoor Unit		U-200PZH2E8	
Sound pressure		dB(A)	62
Dimension	H x W x D	mm	1500 x 980 x 370
Net weight		kg	119
Piping connections	Liquid pipe	Inch (mm)	3/8 (9.52)
	Gas pipe	Inch (mm)	3/4 (19.05)
Refrigerant (R32) / CO <sub>2</sub> Eq.	kg	5.60 *Need Additional gas amount at site +1.5kg	
Pipe length range	m	50	
Elevation difference (in/out)	m	30 (OD above) 30 (OD below)	
Pipe length for nominal capacity	m	7.5	
Pipe length for additional gas	m	85	
Additional gas amount	g/m	Refer to manual	
Operation range	Heat Min ~ Max	°C	-20 ~ +35
PRO-HT Tank List Price	£	TBC	
Outdoor Unit List Price	£	2,865	

Accessories	List Price £
PAW-VP-RTC5B-PAC Tank controller for PACi system	TBC

Accessories	List Price £
PAW-IU29/39 Additional heater	TBC

1) Scale from A++ to G and from A+++ to D from 26th September 2019. 2) Seasonal space heating energy efficiency following COMMISSION REGULATION (EU) 811/2013.

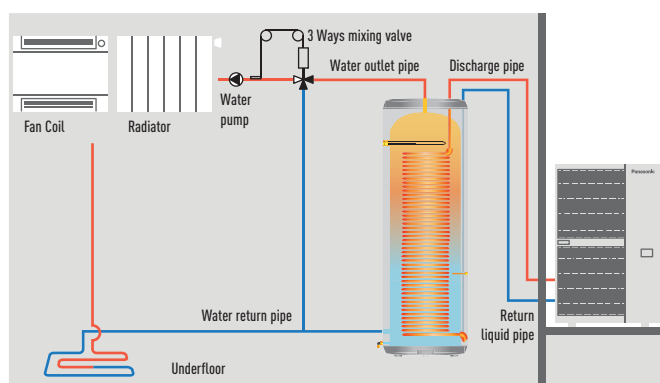
This product is designed to meet European water quality standard 98/93 EC. The lifespan of the product is not guaranteed in the case of the use of groundwater, such as spring water or well water, the use of tap water when salt or other impurities are contained, nor in areas of acidic water quality. Maintenance and warranty costs related to these cases are the customer's responsibility.

Performance calculation in agreement with Eurovent. Sound pressure measured at 1m from the outdoor unit and at 1.5m height.

\* Flow switch and water filter are not equipped.

## Heating and cooling tank 380L + PACi

- Ideal offer for small offices
- Cost saving solution with simple waterborne heating and cooling
- Hot water up to 60°C







## Stainless Steel Tank

Model		PAW-TD20C1E5-UK	PAW-TD30C1E5-UK
Water volume	L	192	280
Maximum water temperature	°C	75	75
Dimensions (Height / Diameter)	mm	1270 / 595	1750 / 595
Weight / filled with water	kg	53 / —	65 / —
Electric heater	kW	1.50	1.50
Power supply	V	230	230
Material inside tank		Stainless steel	Stainless steel
Exchange surface	m <sup>2</sup>	1.8	1.8
Energy loss at 65°C <sup>1)</sup>	kWh/24h	0.99	1.13
3 Way valve accessory PAW-3WYVLV-SI or CZ-NV1		Optional	Optional
20m temperature sensor cable included		Yes	Yes
Energy losses	W	42	46
<b>Energy Efficiency Class (from A+ to F)</b>		<b>A</b>	<b>A</b>
Warranty		2 Years	2 Years
Maintenance required		No	No
<b>List Price (excludes PAW-G3KIT)</b>	£	<b>798</b>	<b>1,029</b>
<b>List Price PAW-G3KIT (must be ordered with this tank)</b>	£	<b>105</b>	<b>105</b>
<b>Total List Price (Tank + G3-KIT)</b>	£	<b>903</b>	<b>1,134</b>

1) Insulated tested under EN12897. \* Includes proportional control thermostat.



NEW  
2019


## NEW Buffer tank

		PAW-BTANK50L-1
Capacity	L	48
Energy losses	W	42
<b>Energy Efficiency Class (from A+ to F)</b>		<b>B</b>
Material		Stainless Steel
Dimensions (Height / Diameter)	mm	435 x 615
Net weight	kg	17
<b>List Price</b>	£	<b>183</b>

\* Automatic air vent and drain cock are included.

Accessories		List Price £
<b>PAW-3WYVLV-SI</b>	External 3 way valve	<b>131</b>
<b>CZ-NV1</b>	3 way valve ready for All in One J and H Generation (optional in internal space)	<b>220</b>

# DOMESTIC RENEWABLE HEATING INCENTIVE (dRHI)



The Renewable Heat Incentive (RHI) is a Government scheme set up to encourage uptake of renewable heat technologies among householders, communities and businesses through the provision of financial incentives. The UK Government expects the RHI to make a significant contribution towards their 2020 ambition of having 12 per cent of heating coming from renewable sources. The Renewable Heat Incentive is the first of its kind in the world.

RHI domestic scheme will support Heat Pumps, Biomass, Micro CHP and Solar Thermal Panels. The announcement follows extensive consultation on how a financial incentive would work best for householders and takes into account lessons learned from the Renewable Heat Premium Payment grant scheme (RHPP) and the RHI non domestic scheme.

**Panasonic's Aquarea range** of air to water heat pumps are already proving extremely popular with homeowners, specifiers and contractors looking for reliable, easy to use heating and domestic hot water systems offering maximum energy efficiency.

Aquarea is the most comprehensive, versatile and cost-effective range of air-to-water heat pumps on the market. It features heat pumps from 3kW to 16kW, single and three-phase alongside stand-alone and split-units.

## Who will be eligible to receive the Domestic RHI payment?

Open to owner occupiers, private and social landlords, third party owners of heating systems and people who build their own homes.

## Tariff payments

Payments will be made on a quarterly basis for seven years. This payment will be based on the EPC deemed figure of energy required for the property (maximum total deemed figure to be used in calculation is 20,000kWh), less the electrical draw used on the compressor to deliver that demand.

Therefore you will be paid out on the portion of renewable energy generated from the system, this figure is Tax Free and index linked.

An MMSP (Metering and Monitoring Service Package) can be fitted, which offers an extra payment of £1810, 50% in the first year, balance paid over the following 6 years. Metering is mandatory for second homes and bi-valent/hybrid installations but not funded.

With a Panasonic ASHP you can receive over **£12,000\*** from the dRHI.

\* Deemed demand 20,000kWh from EPC, installing WH-SXC09H3E5 on underfloor heating using 35°C flow, CPI of 1% (11/04/2018).

## Scheme requirements

They must certify that the property is their main residence and that they have basic energy efficiency measures in place, such as 250mm of loft insulation and cavity wall insulation, where appropriate. The Heat Pump installed and installers must be MCS certified (or certified by an equivalent scheme).

## EPC Assessment

This is carried out in your home or business premises by a Green Deal Advisor or Assessor, and may be subject to a charge. They will:

- Use software to calculate the deemed energy required for the property covering heating and DHW demand
- Supply an EPC with a deemed energy figure for the property covering the total amount of energy required for heating & DHW, this figure will be used in the calculation for dRHI payments

# ACCESSORIES AND CONTROL

## Optional PCB's for additional functions



**CZ-NS4P** £126  
PCB for advanced functions in J and H Generation.

## Deice Accessories




**CZ-NE1P** £116  
Base pan heater (for all old Bi-bloc and Mono-bloc, not for the 3 and 5kW).


**CZ-NE2P** £116  
Base pan heater (for 3 and 5kW).

**CZ-NE3P** £116  
Base pan heater for J and H Generation.

## Accessories for All in One



**PAW-ADC-PREKIT-H** £288  
Flexible pipings and wall mounting plate for All in One J and H Generation.



**PAW-ADC-CV150** £105  
Decorative magnetic side cover.

## Accessories for Aquarea Air

**PAW-AAIR-LEGS-1** £44  
Kits of 2 legs to support the Aquarea Air on the floor and to protect the water pipings.

## DHW Tank Accessories



**PAW-TS1** £26  
Tank sensor with 6m cable length.

**PAW-TS2** £31  
Tank sensor with 20m cable length.

**PAW-TS4** £31  
Tank sensor with 6m cable length and only 6mm diameter.



**CZ-TK1** £55  
Temperature sensor kit for third party tank (with copper pocket and 6m length sensor cable).

**CZ-TK1-PACK10** £550  
10 Kit 3rd Party DHW Tank including pocket sensor.

## Special outdoor supports



**PAW-WTRAY** £115  
Tray for condenser water compatible with base ground support.



**PAW-GRDSTD40** £115  
Outdoor elevation platform.



**PAW-GRDBSE20** £105  
Outdoor base ground support for noise and vibration absorption (600 x 95 x 130mm, 500kg).

**CZ-UG30** £136  
Noise reduction kit for outdoor units (-3dB(A)).

## Hydraulic accessories



**CZ-NV1** £220  
3 way valve ready for All in One J and H Generation (optional in internal space).

**PAW-3WYVLV-SI** £131  
External 3 way valve.

**PAW-G3KIT** £105  
G3 compliant kit consisting of: 18l expansion vessel, tundish, Multibloc valve.

**PAW-FLWMTR-KIT** £236  
Connection Kit with flow indicator, strain filter and isolation valves (not required for H Generation).

## Cascade Controller



**PAW-A2W-CMH** £970  
**NEW** Modbus IP for BMS communication.

## Room Thermostats



**PAW-A2W-RTWIRED** £78  
Wired LCD room thermostat with weekly timer.



**PAW-A2W-RTWIRELESS** £131  
Wireless LCD room thermostat with weekly timer.

## Fan Coil Controller



**PAW-FC-303TC** £40  
Fan Coil controller.



**PAW-FC-RC1** TBA  
**NEW** Wired remote controller.

## Connectivity Solutions



**CZ-TAW1** £141  
Aquarea Smart Cloud for remote control and maintenance through wireless or wired LAN.

**CZ-TAW1-CBL** £36  
10m Aquarea Cloud Interface extension cable.

**PAW-AW-KNX-H** £525  
KNX Interface for H Generation.



**PAW-AW-KNX-1i** £525  
KNX Interface compatible with G and F Generation.

**PAW-AW-MBS-H** £525  
Modbus Interface for H Generation.



**PAW-AW-MBS-1** £525  
Modbus Interface compatible with G and F Generation.

**PA-AW-WIFI-1TE** £210  
WLAN accessory with temperature sensor compatible with G and F Generation.

## H Generation Sensors



**PAW-A2W-TS0D** £31  
Outdoor ambient sensor.



**PAW-A2W-TSRT** £31  
Zone room sensor.



**PAW-A2W-TSHC** £31  
Zone water sensor.



**PAW-A2W-TSS0** £31  
Solar sensor.



**PAW-A2W-TSBU** £31  
Buffer tank sensor.

## Coating

**PAW-A2W-COATCOIL-1F** £183  
Coil coating for a single fan outdoor unit.

**PAW-A2W-COATCOIL-2F** £262  
Coil coating for a double fan outdoor unit.

## H Generation tools



**PAW-A2WLOGGER** TBC  
Data Logger: With this tool we can log data during a long period.



**PAW-A2WCHECKER** TBC  
Service checker: With this tool we will have a life monitoring at our PC.

# PANASONIC LAUNCHES NEW WARRANTY SCHEME



**Panasonic is delighted to announce a new Warranty Scheme is now in place, with Standard, Extended and Extended+ options for its heating & cooling products purchased within the UK.**

Effective from 1st December 2017, the new warranty scheme is designed to provide a range of options for installers to choose from. The extended warranty period of five and seven years, is dependent on the installer successfully completing the relevant training from Panasonic or an authorised Panasonic Distributor. By linking the Extended and Extended+ Warranties to training adds value to installers and their customers, ensuring they are compliant, competent and fully trained to install Panasonic heating & cooling products.

Panasonic Aquarea A2W heat pumps come with additional warranties fully backed by Panasonic, with a 7 year parts and labour warranty being offered, full details to be downloaded at [https://www.aircon.panasonic.eu/GB\\_en/downloads/others/](https://www.aircon.panasonic.eu/GB_en/downloads/others/). For more information on how to receive a Panasonic A2W 7 year full warranty call 01344 853182.

For the extended warranty period of five years, installers will need to complete a Panasonic training course with an assessment test at the end. Successful participants will then be issued with a unique ID to enable them to offer their customers the five-year warranty on all purchases of Panasonic heating & cooling products (subject to terms & conditions and the requisite maintenance checks).

For those selected and trained Installers, Panasonic will extend the warranty period to seven years if the installer submits their

commissioning documents to the Panasonic PRO Club website. Installers will simply have to load the Panasonic approved commissioning documents to the Panasonic PRO Club, accessing the warranty area with their unique ID (no proof of purchase required), ensuring that the products and installation are traceable. In-order to maintain the extended warranty, the installations must be maintained by a Panasonic approved A2W installer, offering their customers long term added value.

All purchases under the new warranty scheme will benefit from full parts and labour allowance, providing peace of mind to the customer.

**The warranty period will commence within three months of the date of commissioning, six months from sale by Panasonic or no later than 18 months from date of manufacture, whichever is sooner. The Product must be maintained by a Panasonic A2W Accredited Installer in-order to meet the requirements of the Extended Warranty. All products must be maintained at least once every twelve months to meet the warranty requirements. For the Extended and Extended+ warranties, the product must be maintained by an Panasonic A2W Accredited Installer or the warranty will revert to a three-year Standard Warranty. Records of maintenance must be kept, for inspection by Panasonic prior to any service/reparation work. Failure to maintain the system or keep adequate records of maintenance will invalidate the warranty.**



# FEATURES EXPLAINED

## Energy saving



ErP 55°C

Better efficiency and Value for medium temperature applications. Energy efficiency class up to A++ in a scale from A++ to G.



ErP 35°C

Better efficiency and Value for low temperature applications. Energy efficiency class up to A++ in a scale from A++ to G.



DHW

Better efficiency and Value for Domestic Hot Water. Energy efficiency class up to A in a scale from A to G.



AUTO SPEED

Aquarea are built-in with A class energy efficiency water pump. High efficiency circulating the water in the heating installation.



Our heat pumps containing the new refrigerant R32 show a drastic reduction in the value of Global Warming Potential (GWP). An important step to reduce greenhouse gases. R32 is also a component refrigerant, making it easy to recycle.



Inverter Plus System classification highlights the highest performing Panasonic systems.

## High performance and healthy air



Aquarea High Performance for low consumption houses. From 3 to 16kW. For a house with low temperature radiators or under-floor heating, our high performance Aquarea HP is a good solution. \*COP of 5.33 for 3kW All in One.



Aquarea T-CAP for extremely low temperatures. From 9 to 16kW. If the most important aspect is to maintain nominal heating capacities even at temperatures as low as -7°C or -15°C, select the Aquarea T-CAP.



Aquarea HT ideal for retrofit. From 9 to 12kW. For a house with traditional high-temperature radiators, the Aquarea HT solution is the most appropriate, can work in output water temperatures of 65°C even at outdoor temperatures as low as -20°C.



With Aquarea you can also heat your domestic hot water at a very low cost with the optional hot water cylinder.



Water filter with magnet. Easy access & fast clip technology for J Generation. Water filter only for H Generation.



STOP VALVE

Water stop valve. Included on J and H Generation.



FLOW SENSOR

Water Flow Sensor. Included on J and H Generation.



HEATING MODE

The heat pump works in heating/hot water mode with an outdoor temperature as low as -20°C.

## High connectivity



BOILER CONNECTION

Our Aquarea Heat Pumps can be connected to an existing or new boiler for optimum comfort even at very low outdoor temperatures.



SOLAR KIT

For even greater efficiency, our Aquarea Heat Pumps can be connected to photovoltaic solar panels with an optional kit.



ADVANCED CONTROL

New remote controller with full dotted 3.5" wide back light screen. Menu with 17 available languages easy to use for installer and user. Included on J and H Generation.



OPTIONAL WLAN

Internet Control. Internet Control is a next generation system providing user-friendly remote controller of air conditioning or heat pump units from everywhere, using a simple Android or iOS smartphone, tablet or PC via internet.



BMS CONNECTIVITY

The communication port can be integrated into the indoor unit and provides easy connection to, and control of, your Panasonic heat pump to your home or building management system.



SG Ready: Thanks to Aquarea HPM, Aquarea range (Bi-bloc and Mono-bloc) is holding the SG Ready Label (Smart Grid Ready Label), given by Bundesverband Wärmepumpe (German Heat Pump Association). This Label shows the real capacity of Aquarea to be connected in an intelligent grid control.  
MCS Certificate number: MCS HP0086.\*


\* Not all products certified. As the certification process is on-going and the list of certified products constantly changing, please check for latest details on the official websites <http://www.microgenerationcertification.org/consumers/product-search>.

## NOTES

## NOTES







[www.aircon.panasonic.co.uk](http://www.aircon.panasonic.co.uk)

---

heating & cooling solutions

Due to the ongoing innovation of our products, the specifications of this catalogue are valid barring typographic errors, and may be subject to minor modifications by the manufacturer without prior warning in order to improve the product. The total or partial reproduction of this catalogue is prohibited without the express authorisation of Panasonic Marketing Europe GmbH. All prices shown in this catalogue EXCLUDE VAT.

**Panasonic®**

To find out how Panasonic cares for you,  
log on to: [www.panasonic-heating.com](http://www.panasonic-heating.com)

**Contact Details:**  
Telephone: 01344 853182  
[uk-aircon@eu.panasonic.com](mailto:uk-aircon@eu.panasonic.com)

**Address: Panasonic Air Conditioning**  
Maxis 2  
Western Road  
Bracknell  
RG12 1RT



Do not add or replace refrigerant other than the specified type. Manufacturer is not responsible for the damage and deterioration in safety due to usage of the other refrigerant.

The outdoor units in this catalogue contains fluorinated greenhouse gases with a GWP higher than 150.

